

PLAN SHOWING THE PROPOSED RESIDENTIAL BUILDING AT S.NO. 320/2B1B, 2B1C, 2B1D, 2B1E, 2B1F, 2B1G, 2B1H, 2B1I, 2B1J, 321/1A1A2, 1A1A3, 1A1A4, 1A1A5, 1A1A6, 1A1A7 OF SHOLINGANALLUR VILLAGE, GREATER CHENNAI CORPORATION DIVISION -197, ZONE 15.

PLOT AREA:  
 AS PER DOCUMENT = 10246.56 SQ.M.,  
 AS PER PATTA = 10130.00 SQ.M.,  
 SUPER IMPOSED = 9969.77 SQ.M., (LEAST)

O.S.R AREA PORTION OF 1019.98 SQ.M GIFTED / HANDED OVER TO CMDA VIDE GIFT DEED DOCUMENT NO - 8305/2018, DATED : 12 / 11 / 2018/

BLOCK NAME	BLOCK - A (Residential)		BLOCK - C (Residential)		BLOCK - E (Residential)		NON F.S.I area in sq.m.,	F.S.I area in sq.m.,			
	FLOORS	F.S.I area in sq.m.,	NON F.S.I area in sq.m.,	FLOORS	F.S.I area in sq.m.,	NON F.S.I area in sq.m.,			FLOORS	F.S.I area in sq.m.,	NON F.S.I area in sq.m.,
BLOCK - A	1st floor	608.30	30.25	1st floor	825.99	41.64	314.69	15.56	90.75	1824.90	
BLOCK - B	2nd floor	608.30	30.25	2nd floor	825.99	41.64	314.69	15.56	145.84	2914.60	
BLOCK - C	3rd floor	608.30	30.25	3rd floor	825.99	41.64	314.69	15.56	145.84	2914.21	
BLOCK - D	4th floor			4th floor	436.24	20.92	314.69	15.56	157.90	3609.75	
BLOCK - E	TOTAL	1824.90	90.75	TOTAL	2914.21	145.84	TOTAL	62.24	62.24	1258.76	
BLOCK - F (10% LIG BLOCK)	BLOCK - B (Residential)		BLOCK - D (Residential)		BLOCK-F(10% LIG BLOCK) (Residential)		BLOCK - F (10% LIG BLOCK)				
	FLOORS	F.S.I area in sq.m.,	NON F.S.I area in sq.m.,	FLOORS	F.S.I area in sq.m.,	NON F.S.I area in sq.m.,	FLOORS	F.S.I area in sq.m.,	NON F.S.I area in sq.m.,		
	1st floor	826.12	41.64	1st floor	971.93	43.00	1st floor	387.18	14.80	59.20	
	2nd floor	826.12	41.64	2nd floor	971.93	43.00	2nd floor	387.18	14.80		
	3rd floor	826.12	41.64	3rd floor	971.93	43.00	3rd floor	387.18	14.80		
	4th floor	436.24	20.92	4th floor	693.96	28.90	4th floor	387.18	14.80		
	TOTAL	2914.60	145.84	TOTAL	3609.75	157.90	TOTAL	1548.72	59.20		
							TOTAL	661.77	14070.94		
							F.S.I =	14070.94 / 9969.77	= 1.411		

NORTH

SCALE: 1 : 200

COLOR CODE

- PROPOSED
- ROAD
- BOUNDARY

OWNER(S):

AR. N. JOTHI LAKSHMI  
 ARCHITECT AND INTERIOR DESIGNER  
 CA. No. CA2000-25855  
 No. 65, 12th Avenue,  
 Ashok Nagar, Chennai - 600 083.

LICENSED SURVEYOR:

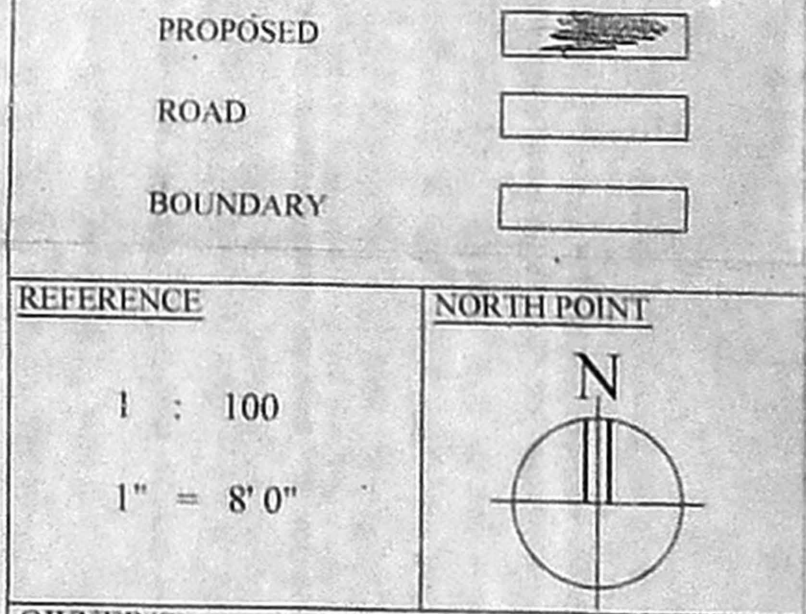


SCHEDULE OF JOINERY

TYPE	DESCRIPTION	SIZE
MD36	MAIN DOOR	1.07 X 2.13
D3	DOOR	0.91 X 2.13
D4	DOOR	1.22 X 2.13
D26	DOOR	0.76 X 2.13
W26	WINDOW	0.76 X 1.37
W4	WINDOW	1.22 X 1.37
KW4	KITCHEN WINDOW	1.22 X 0.91
SW4	STAIRCASE WINDOW	1.22 X 1.37
FD6	FRENCH DOOR	1.83 X 2.13
FD4	FRENCH DOOR	1.22 X 2.13
FW3	FRENCH WINDOW	0.91 X 1.98
FW5	FRENCH WINDOW	1.53 X 1.98
V2	VENTILATOR	0.61 X 0.91

SPECIFICATIONS

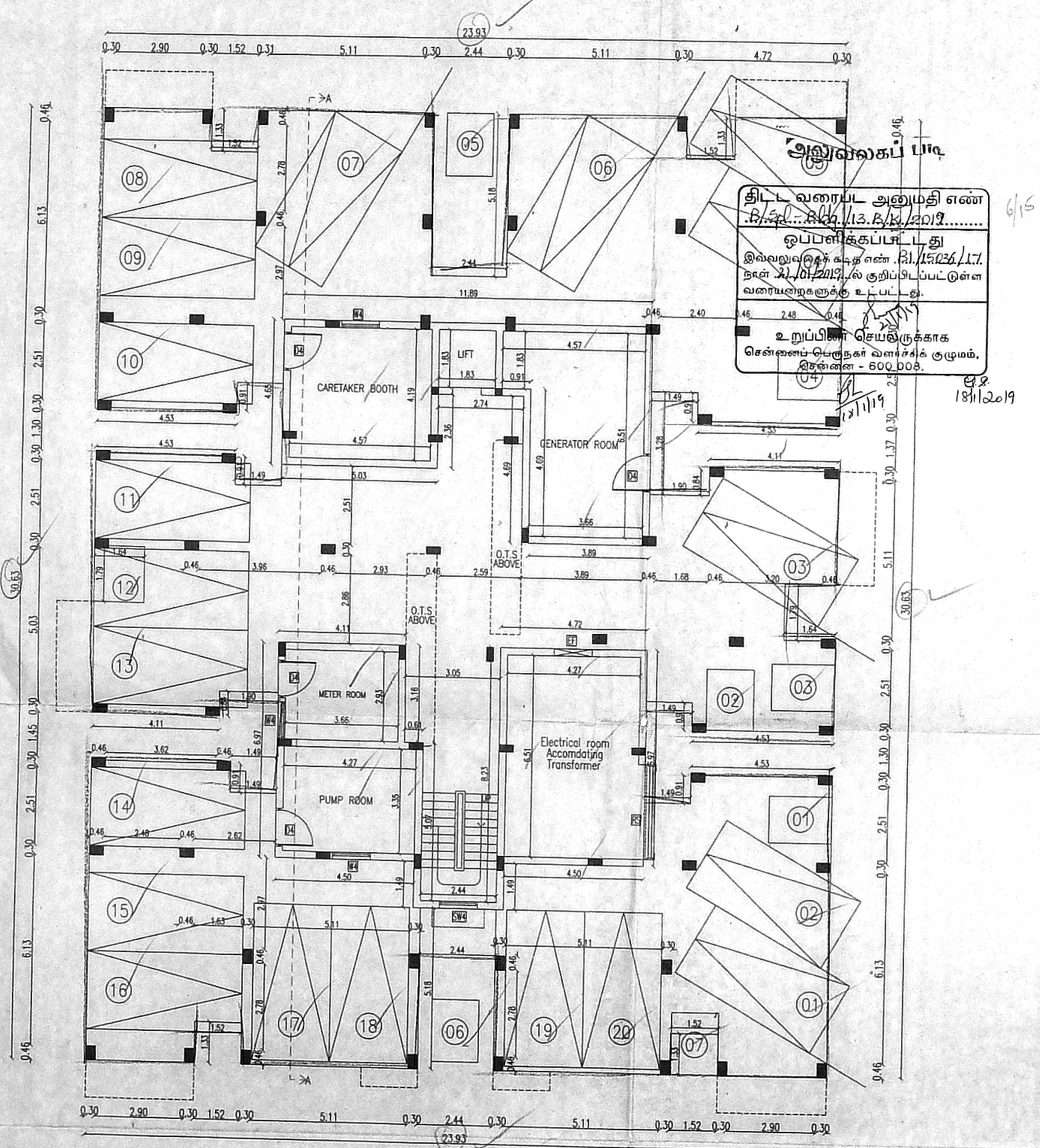
R.C.C IN 1:1:2 FOR COLUMN FOOTING  
COLUMN AND PLINTH BEAM.  
P.C.C IN 1:4:8 FOR FOUNDATION BASE AND  
FLOOR BASE  
MOSAIC FLOOR FINISHING  
SUPERSTRUCTURE BRICK WORK IN CM 1:6:9 THK.  
R.C.C 1:1:2 FOR LINTEL SUNSHADE ROOF SLAB BEAMS.  
CEILING PLASTERING IN CM 1:3 AND 1:5 FOR WALLS,  
C. WOOD DOORS AND WINDOWS.  
2 COATS OF CEMENT PAINTING FOR WALLS AND CEILING.  
2 COATS OF ENAMEL PAINTING FOR WOOD WORK.  
PARAPET WALL IN B.W. 1:6:9 THK. 30" HT.  
WEATHERING COURSE IN B.L CONC. OVER ROOF SLAB



OWNER(S):

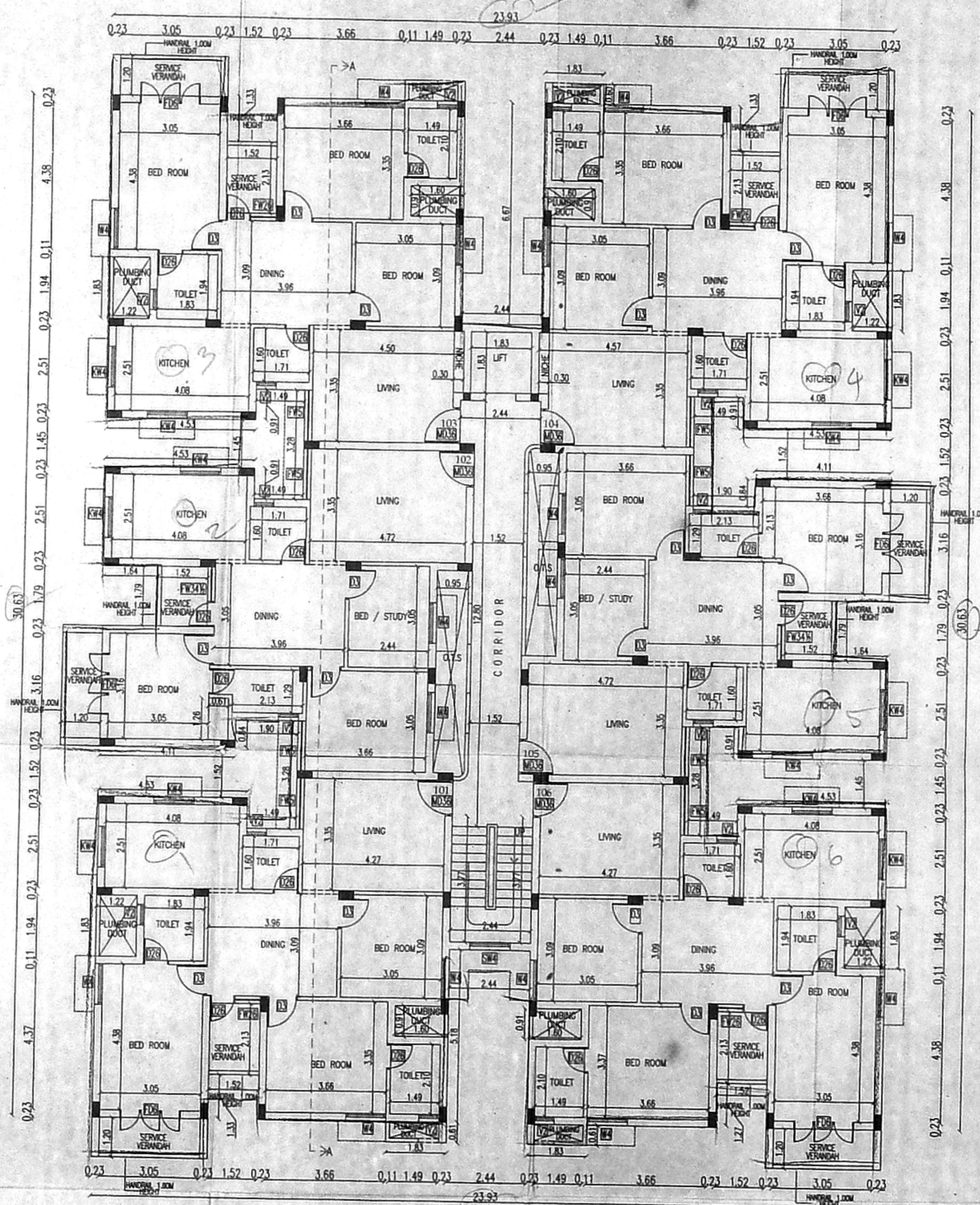
LICENSED SURVEYER:

AR. N. JOTHI LAKSHMI  
ARCHITECT AND INTERIOR DESIGNER  
CA. No.: CA/2000-25855  
No. 65, 12th Avenue,  
Ashok Nagar, Chennai - 600 083.



BLOCK-A  
STILT FLOOR PLAN

CON - 20  
TWO - 7



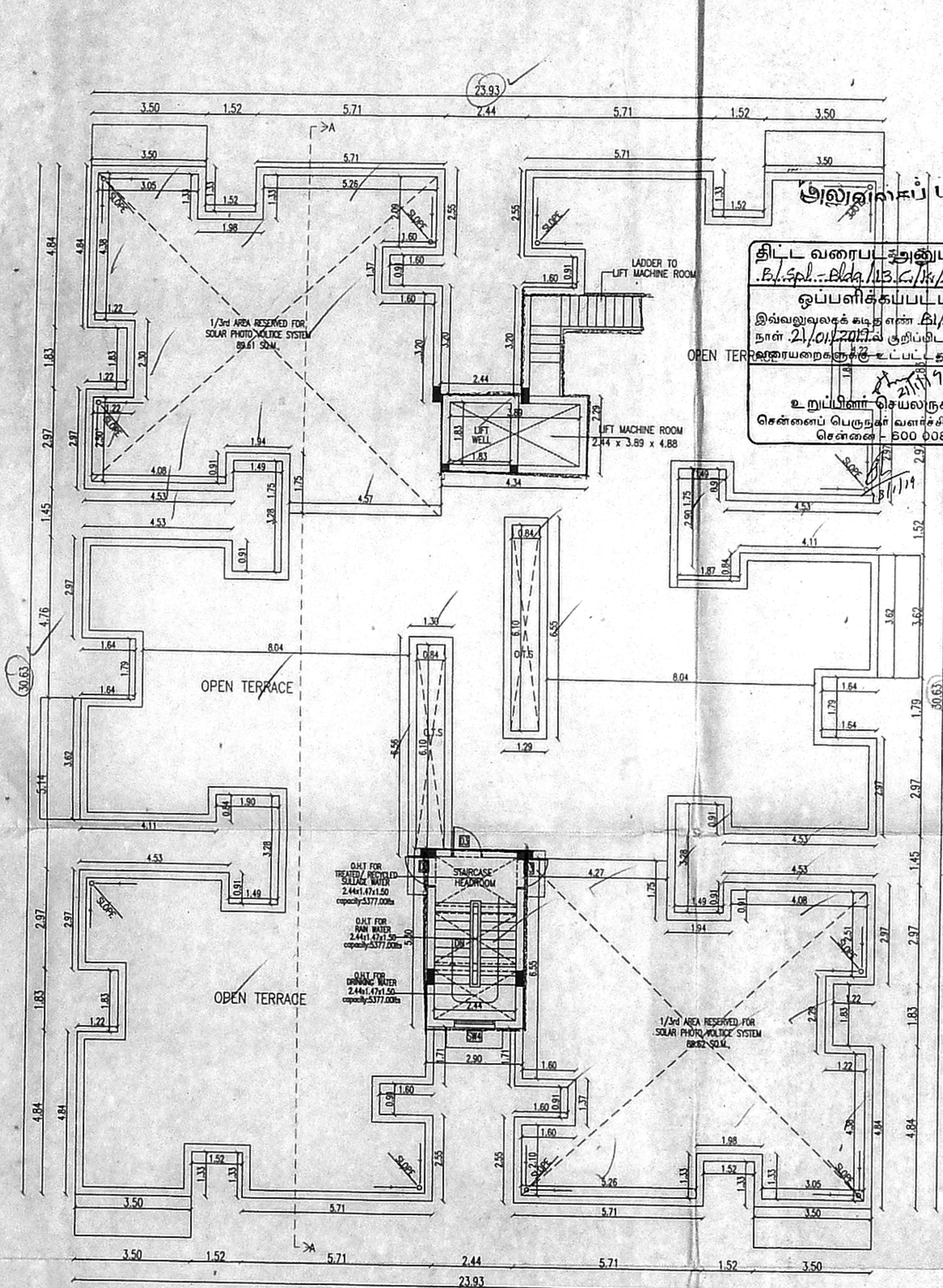
BLOCK-A  
TYPICAL FLOOR PLAN  
(1st to 3rd)

DOW =  
6x3 = 18



செ. பெ. வ. கு. (பி).....  
 பி. எண். B.1/15036/2017  
 உ. தலியாளர்.....  
 சட்டநீர்தாய்வு  
 சி.உ. 9.8  
 தி.உ. 10/11/2019  
 உ.தி.அ. 8/11/19

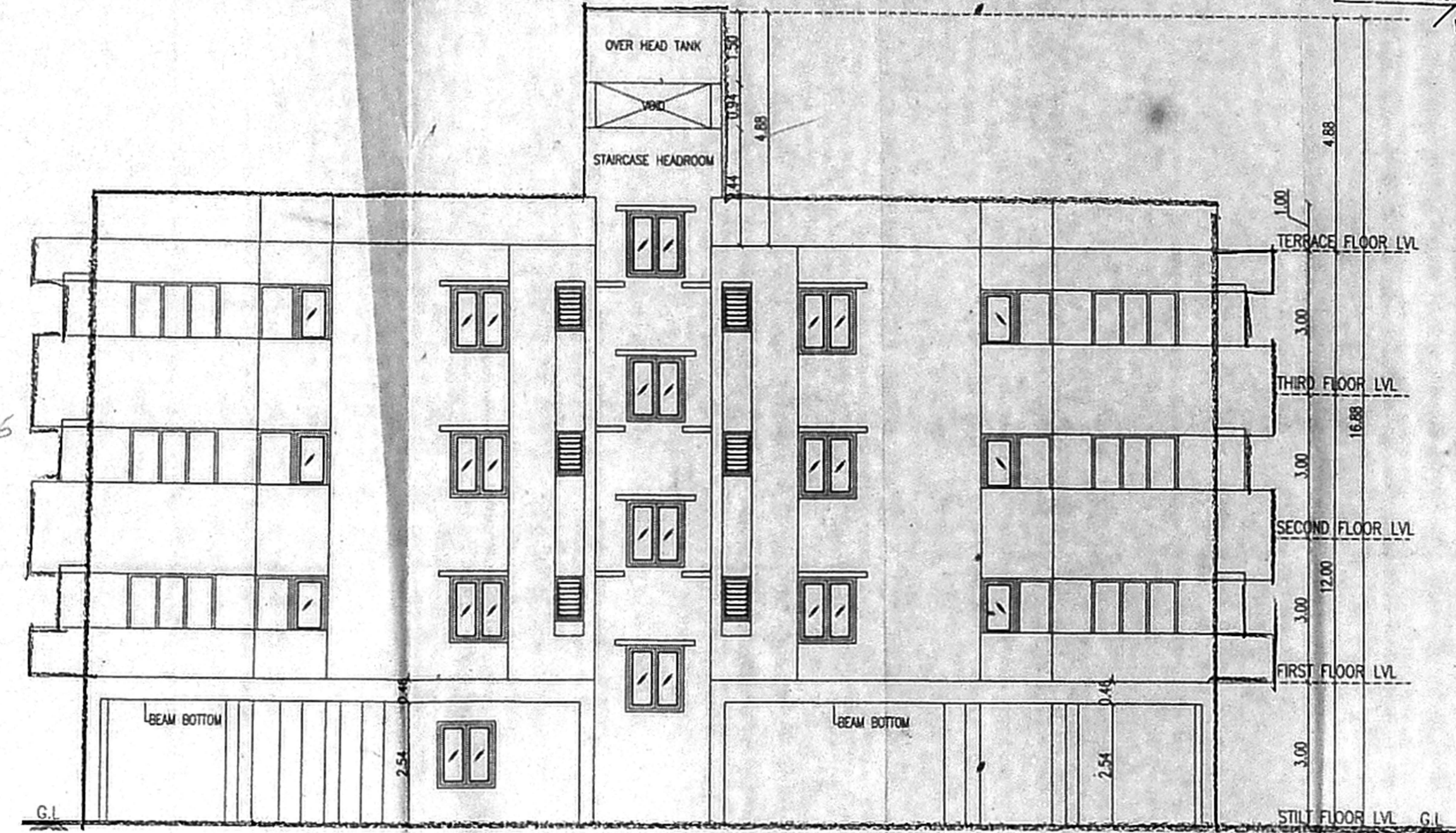
PLAN SHOWING THE PROPOSED  
 RESIDENTIAL BUILDING AT S.NO. 320/2B/1B,  
 2B1C, 2B1D, 2B1E, 2B1F, 2B1G, 2B1H, 2B1I,  
 2B1J, 321/1A1A2, 1A1A3, 1A1A4, 1A1A5,  
 1A1A6, 1A1A7 OF SHOLINGANALLUR  
 VILLAGE.  
 GREATER CHENNAI CORPORATION  
 DIVISION -197, ZONE 15.



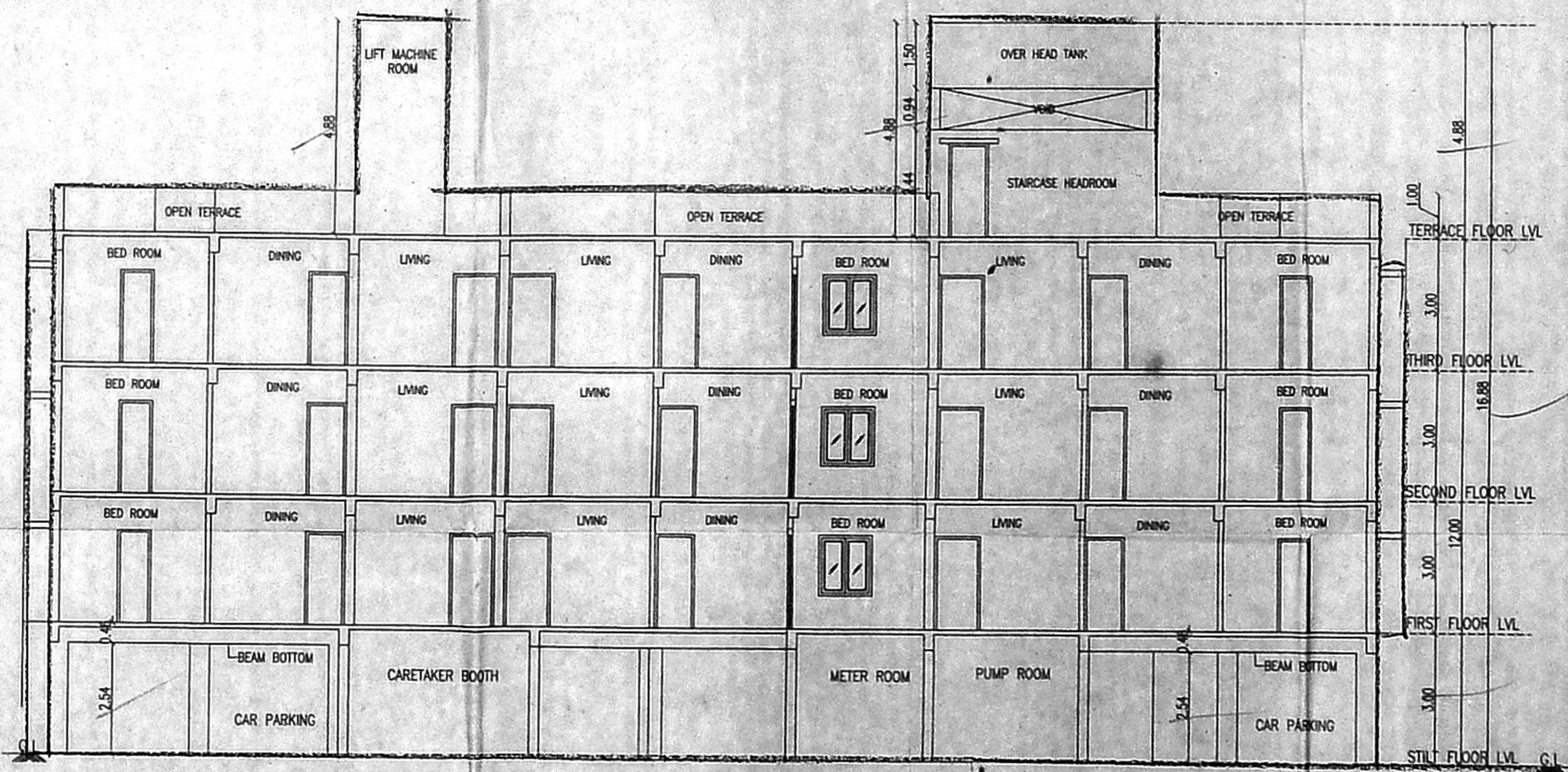
BLOCK-A  
TERRACE FLOOR PLAN

திட்ட வரைபட அனுமதி எண்  
 B.1/15036/2017  
 ஒப்பளித்தப்பட்டது  
 இவ்வலுவலகக் கட்டிட எண் B.1/15036/2017  
 நாள் 21/01/2019  
 உறுப்பினர் செயலநாகரக  
 சென்னை பெருநகர் வளர்ச்சித் துறம்,  
 சென்னை - 600 088.

08.18/11/2019



BLOCK-A  
SOUTH SIDE ELEVATION



BLOCK-A  
SECTION - AA

SCHEDULE OF JOINERY

TYPE	DESCRIPTION	SIZE
MD36	MAIN DOOR	1.07 X 2.13
D4	DOOR	1.22 X 2.13
D3	DOOR	0.91 X 2.13
D26	DOOR	0.76 X 2.13
W4	WINDOW	1.22 X 1.37
KW4	KITCHEN WINDOW	1.22 X 0.91
FD6	FRENCH DOOR	1.83 X 2.13
FD4	FRENCH DOOR	1.22 X 2.13
FW5	FRENCH WINDOW	1.53 X 1.98
FW3	FRENCH WINDOW	0.91 X 1.98
FW26	FRENCH WINDOW	0.76 X 1.98
SW4	STAIRCASE WINDOW	1.22 X 1.37
V2	VENTILATOR	0.61 X 0.91

SPECIFICATIONS  
 R.C.C IN 1:1:2 FOR COLUMN FOOTING  
 COLUMN AND PLINTH BEAM.  
 P.C.C IN 1:4:8 FOR FOUNDATION BASE AND  
 FLOOR BASE  
 MOSAIC FLOOR FINISHING  
 SUPERSTRUCTURE BRICK WORK IN CM 1:6:9 THK.  
 R.C.C 1:1:2 FOR LINTEL SUNSHADE ROOF SLAB BEAMS.  
 CEILING PLASTERING IN CM 1:3 AND 1:5 FOR WALLS.  
 C. WOOD DOORS AND WINDOWS.  
 2 COATS OF CEMENT PAINTING FOR WALLS AND CEILING.  
 2 COATS OF ENAMEL PAINTING FOR WOOD WORK.  
 PARAPET WALL IN B.W. 1:6:9 THK. 3'0" HT.  
 WEATHERING COURSE IN B/L CONC. OVER ROOF SLAB

REFERENCE

PROPOSED	
ROAD	
BOUNDARY	

REFERENCE NORTH POINT

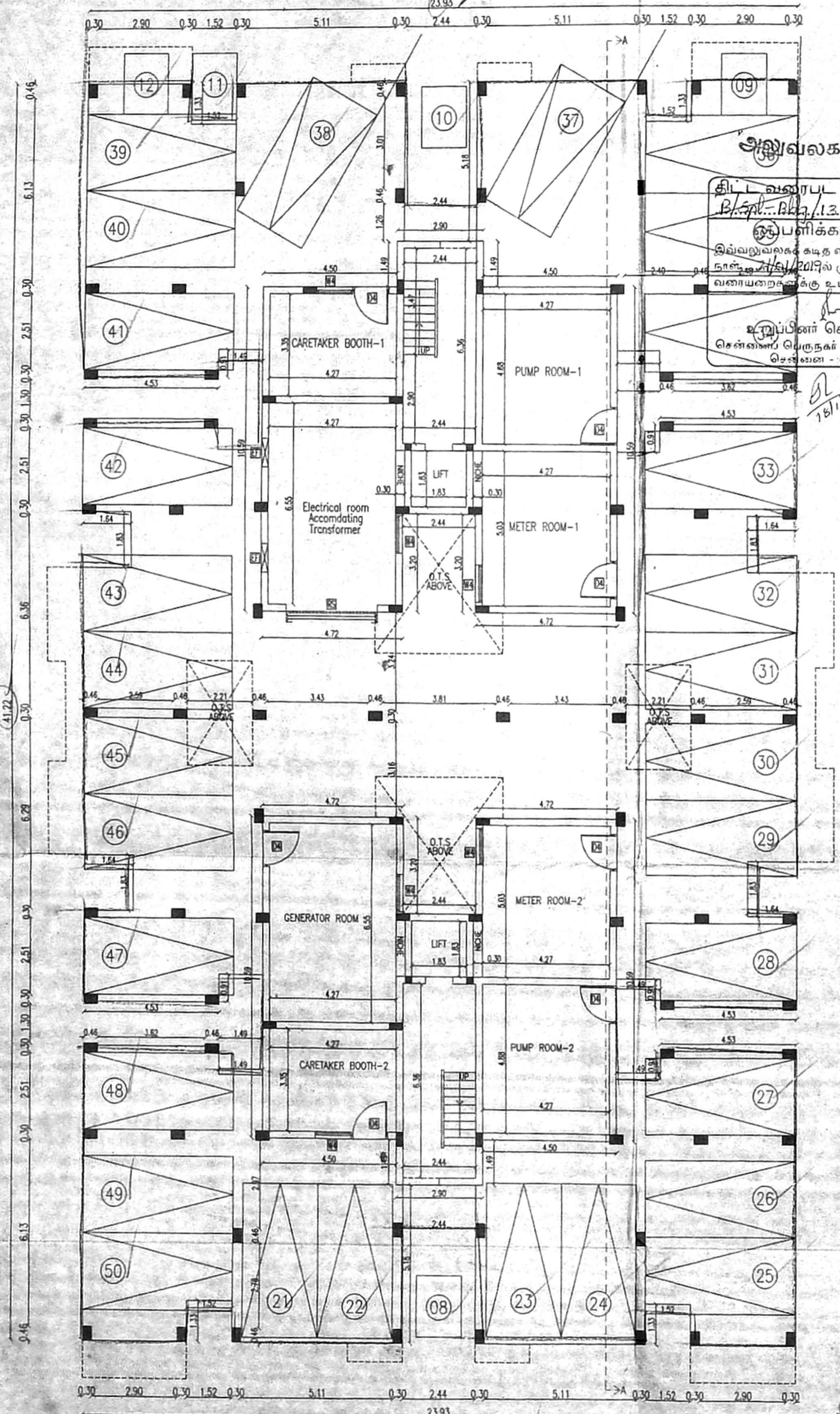
1 : 100  
 1" = 8'0"

OWNER(S):  
 LICENSED SURVEYER:

AR. N. JOTHI LAKSHMI  
 ARCHITECT AND INTERIOR DESIGNER  
 CA. No.: CA/2000-25855  
 No. 85, 12th Avenue,  
 Ashok Nagar, Chennai - 600 083.

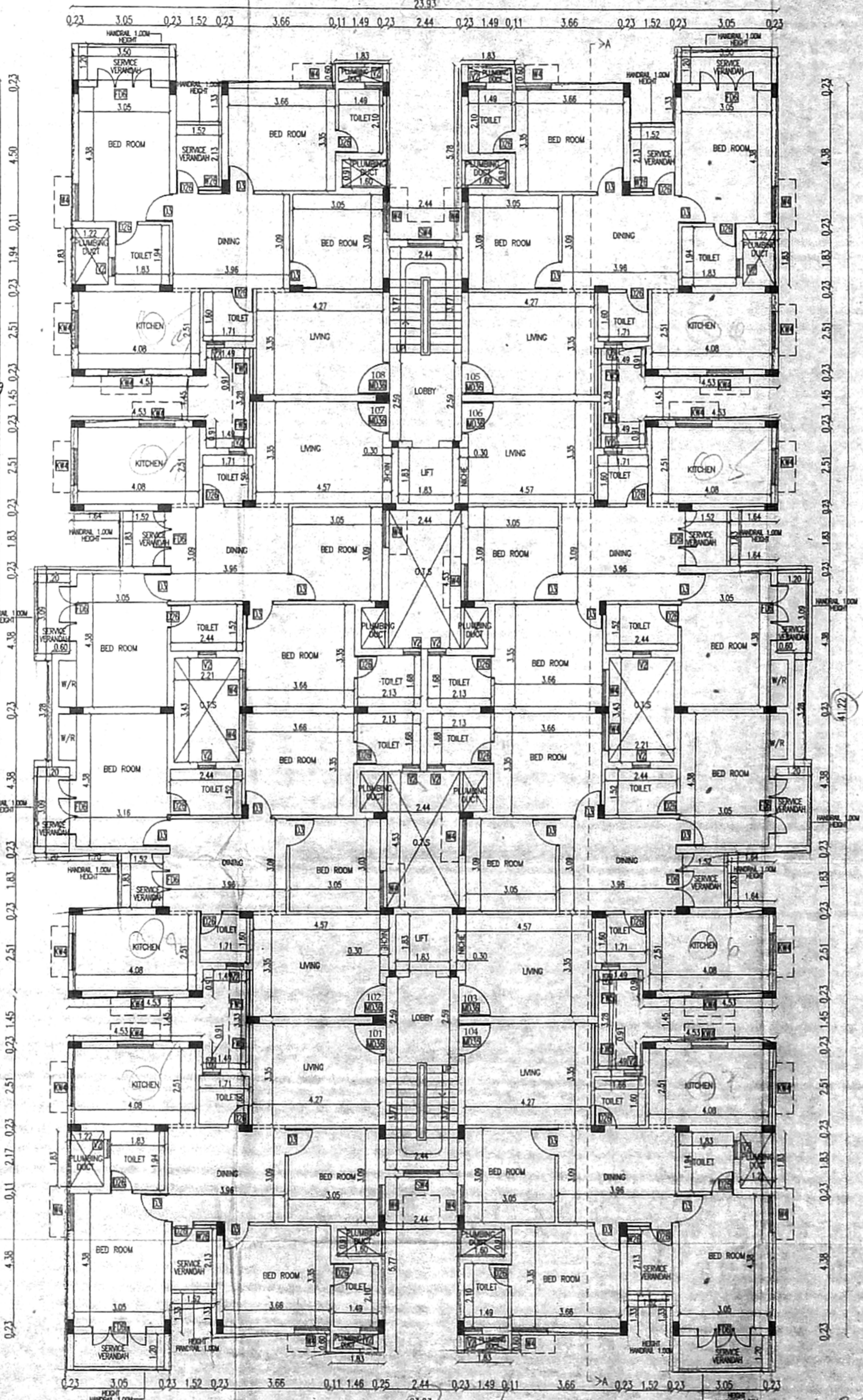


PLAN SHOWING THE PROPOSED RESIDENTIAL BUILDING AT S.NO. 320/2B1B, 2B1C, 2B1D, 2B1E, 2B1F, 2B1G, 2B1H, 2B1I, 2B1J, 2B1K, 2B1L, 2B1M, 2B1N, 2B1O, 2B1P, 2B1Q, 2B1R, 2B1S, 2B1T, 2B1U, 2B1V, 2B1W, 2B1X, 2B1Y, 2B1Z OF SHOLINGANALLUR VILLAGE, GREATER CHENNAI CORPORATION DIVISION -197, ZONE 15.



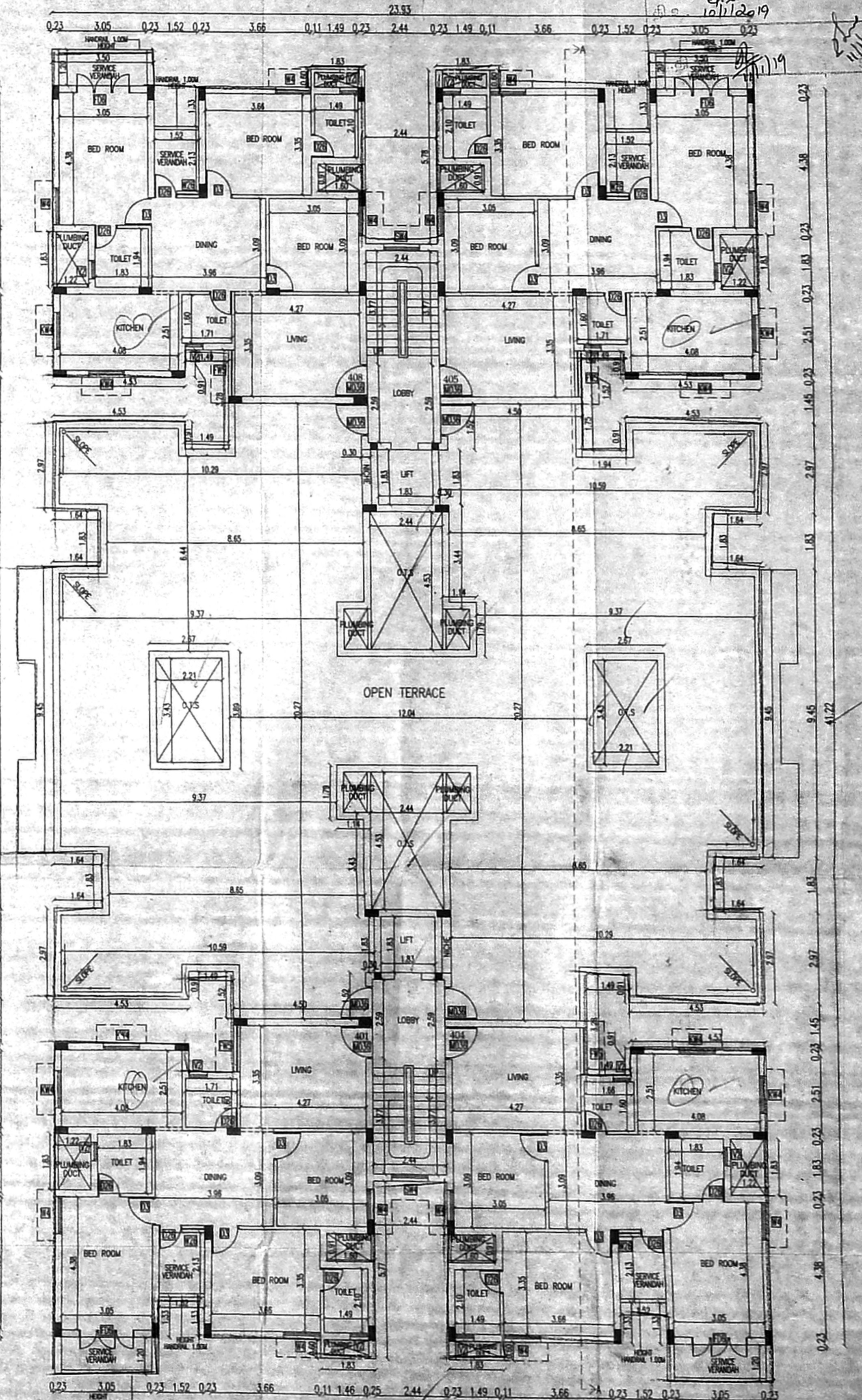
BLOCK-B  
STILT FLOOR PLAN

CM-30  
 18/11/2019  
 20/11/2019  
 21/11/2019  
 22/11/2019  
 23/11/2019  
 24/11/2019  
 25/11/2019  
 26/11/2019  
 27/11/2019  
 28/11/2019  
 29/11/2019  
 30/11/2019  
 31/11/2019  
 01/12/2019  
 02/12/2019  
 03/12/2019  
 04/12/2019  
 05/12/2019  
 06/12/2019  
 07/12/2019  
 08/12/2019  
 09/12/2019  
 10/12/2019  
 11/12/2019  
 12/12/2019  
 13/12/2019  
 14/12/2019  
 15/12/2019  
 16/12/2019  
 17/12/2019  
 18/12/2019  
 19/12/2019  
 20/12/2019  
 21/12/2019  
 22/12/2019  
 23/12/2019  
 24/12/2019  
 25/12/2019  
 26/12/2019  
 27/12/2019  
 28/12/2019  
 29/12/2019  
 30/12/2019  
 31/12/2019



BLOCK-B  
TYPICAL FLOOR PLAN  
(1st to 3rd)

20  
 23-32



BLOCK-B  
FOURTH FLOOR (PART) PLAN

SCHEDULE OF JOINERY

TYPE	DESCRIPTION	SIZE
MD36	MAIN DOOR	1.07 X 2.13
D3	DOOR	0.91 X 2.13
D4	DOOR	1.22 X 2.13
D26	DOOR	0.76 X 2.13
W26	WINDOW	0.76 X 1.37
W4	WINDOW	1.22 X 1.37
KW4	KITCHEN WINDOW	1.22 X 0.91
SW4	STAIRCASE WINDOW	1.22 X 1.37
FD6	FRENCH DOOR	1.83 X 2.13
FD4	FRENCH DOOR	1.22 X 2.13
FW3	FRENCH WINDOW	0.91 X 1.98
FW5	FRENCH WINDOW	1.53 X 1.98
V2	VENTILATOR	0.61 X 0.91

SPECIFICATIONS  
 R.C.C IN 1:1:2 FOR COLUMN FOOTING  
 COLUMN AND BEAM.  
 P.C.C IN 1:4:8 FOR FOUNDATION BASE AND FLOOR BASE  
 MOSAIC FLOOR FINISHING  
 SUPERSTRUCTURE BRICK WORK IN CM 1:6:9 THK.  
 R.C.C 1:1:2 FOR INTEL SUNSHADE ROOF SLAB BEAMS.  
 CEILING PLASTERING IN CM 1:3 AND 1:5 FOR WALLS.  
 C. WOOD DOORS AND WINDOWS.  
 2 COATS OF CEMENT PAINTING FOR WALLS AND CEILING.  
 2 COATS OF ENAMEL PAINTING FOR WOOD WORK.  
 PARAPET WALL IN B.W. 1:6:9 THK. 30" HT.  
 WEATHERING COURSE IN BUL CONC. OVER ROOF SLAB

REFERENCE

PROPOSED	
ROAD	
BOUNDARY	

REFERENCE NORTH POINT

1 : 100  
 1" = 8'0"

OWNER(S):  
 LICENSED SURVEYER:  
 AR. N. JOTHI LAKSHMI  
 ARCHITECT AND INTERIOR DESIGNER  
 CA. No. - CA2000-25855  
 No. 65, 12th Avenue,  
 Ashok Nagar, Chennai - 600 083.





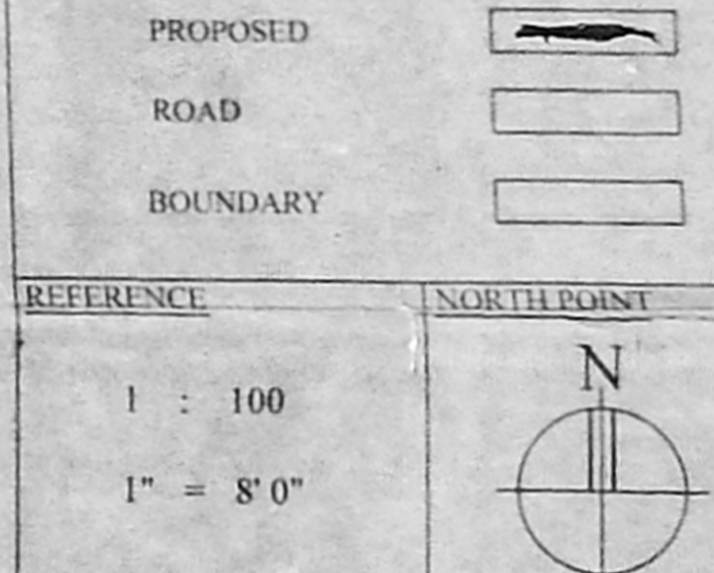


PLAN SHOWING THE PROPOSED RESIDENTIAL BUILDING AT S.NO. 320/2B1B, 2B1C, 2B1D, 2B1E, 2B1F, 2B1G, 2B1H, 2B1I, 2B1J, 321/A1A2, 1A1A3, 1A1A4, 1A1A5, 1A1A6, 1A1A7 OF SHOLINGANALLUR VILLAGE. 105 X 58  
GREATER CHENNAI CORPORATION DIVISION -197, ZONE 15.

SCHEDULE OF JOINERY

TYPE	DESCRIPTION	SIZE
MD36	MAIN DOOR	1.07 X 2.13
D3	DOOR	0.91 X 2.13
D4	DOOR	1.22 X 2.13
D26	DOOR	0.76 X 2.13
W26	WINDOW	0.76 X 1.37
W4	WINDOW	1.22 X 1.37
KW4	KITCHEN WINDOW	1.22 X 0.91
SW4	STAIRCASE WINDOW	1.22 X 1.37
FD6	FRENCH DOOR	1.83 X 2.13
FD4	FRENCH DOOR	1.22 X 2.13
FW3	FRENCH WINDOW	0.91 X 1.98
FW5	FRENCH WINDOW	1.53 X 1.98
V2	VENTILATOR	0.61 X 0.91

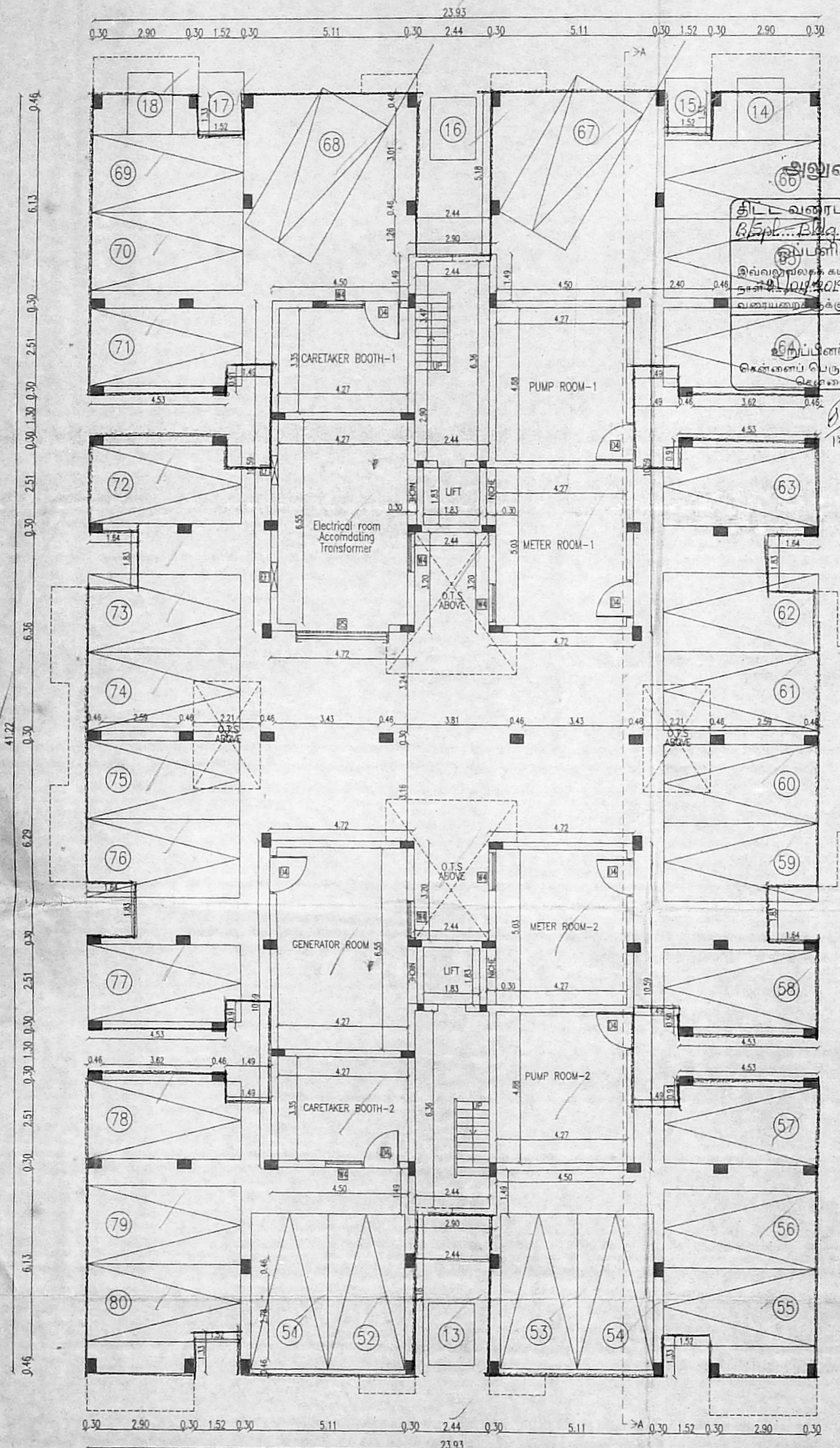
SPECIFICATIONS  
R.C.C IN 1:1:2 FOR COLUMN FOOTING COLUMN AND PLINTH BEAM.  
P.C.C IN 1:4:8 FOR FOUNDATION BASE AND FLOOR BASE  
MOSAIC FLOOR FINISHING  
SUPERSTRUCTURE BRICK WORK IN CM 1:6:9 THK.  
R.C.C 1:1:2 FOR LINTEL SUNSHADE ROOF SLAB BEAMS.  
R.C.C 1:1:2 AND 1:1:5 FOR WALLS.  
C. WOOD DOORS AND WINDOWS.  
2 COATS OF CEMENT PAINTING FOR WALLS AND CEILING.  
2 COATS OF ENAMEL PAINTING FOR WOOD WORK.  
PARAPET WALL IN B.W. 1:6:9 THK. 3'0" HI.  
WEATHERING COURSE IN BIL CONC. OVER ROOF SLAB



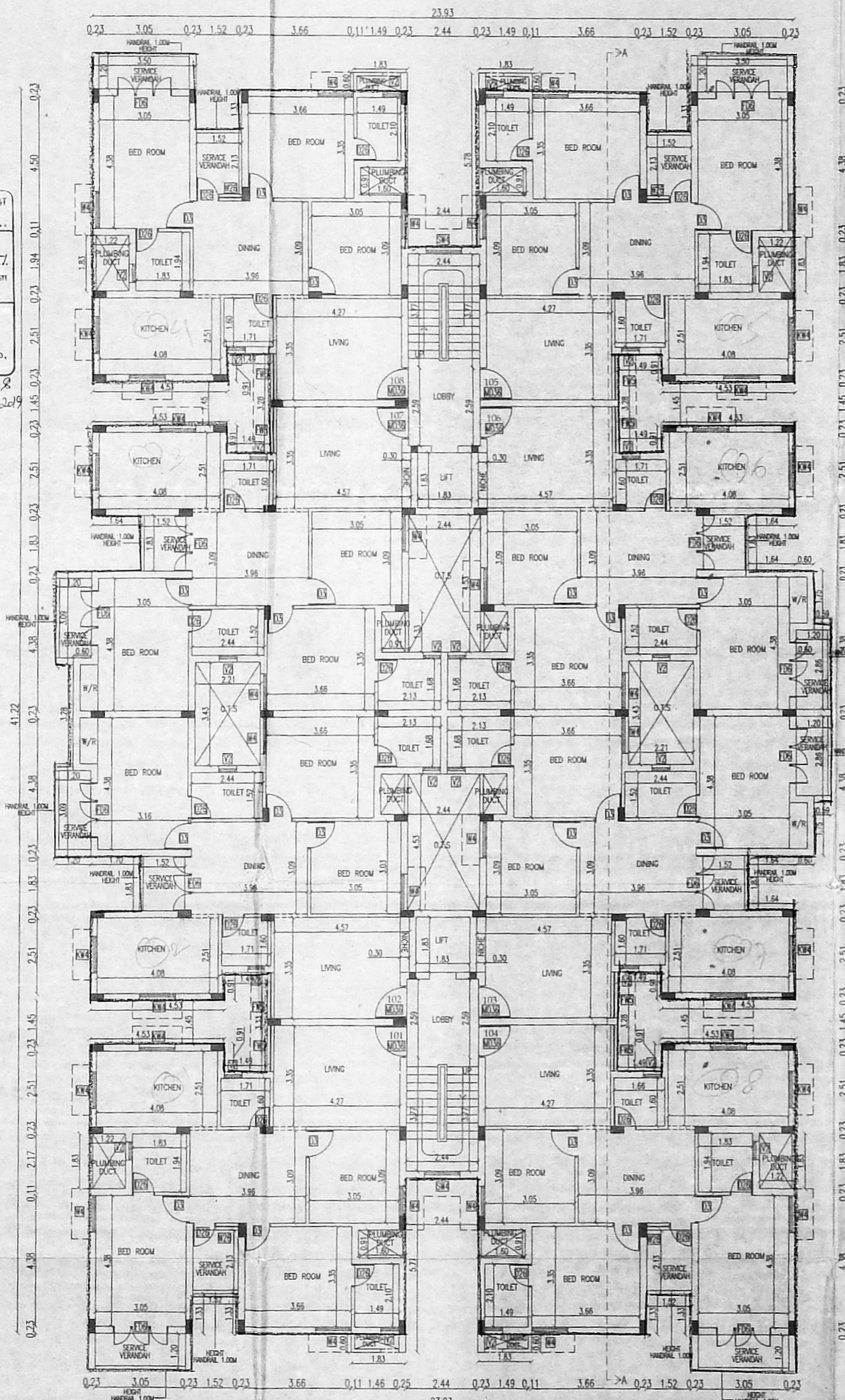
OWNER(S):

LICENSED SURVEYER:

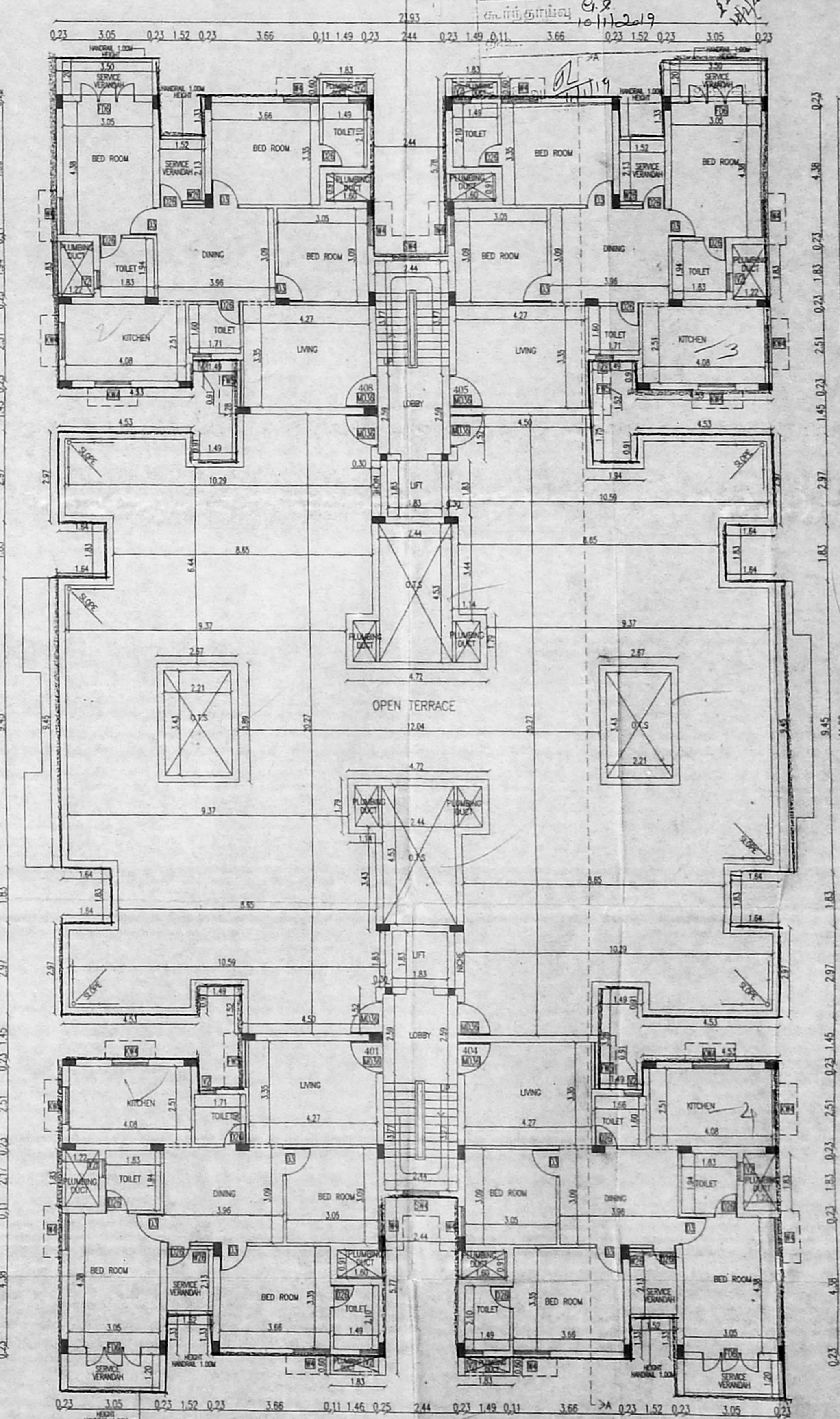
AR. N. JOTHI LAKSHMI  
ARCHITECT AND INTERIOR DESIGNER  
CA. No. CA/2000-28555  
No. 65, 12th Avenue,  
Ashok Nagar, Chennai - 600 083.



BLOCK-C  
STILT FLOOR PLAN



BLOCK-C  
TYPICAL FLOOR PLAN  
(1st to 3rd)



BLOCK-C  
FOURTH FLOOR (PART) PLAN

அலுவலகப் படி  
திட்ட வரைபட முறையில் எண்  
B.பி.பி.டி. 13.F.பி.டி.2017.....  
இப்பணிகளை மேற்கொள்ள  
அலுவலகப் படி எண் B.பி.பி.டி.2017  
தொகுதி 13.F.பி.டி.2017-ல் குறிப்பிடப்பட்டுள்ள  
வரையறைகளுக்கு உட்பட்டது.  
இப்பணிகளை செயல்படுத்தக்காக  
கென்சைப் பெருநகர் வளர்ச்சிக் குழுமம்,  
கென்சைப் பெருநகர் - 600 008.

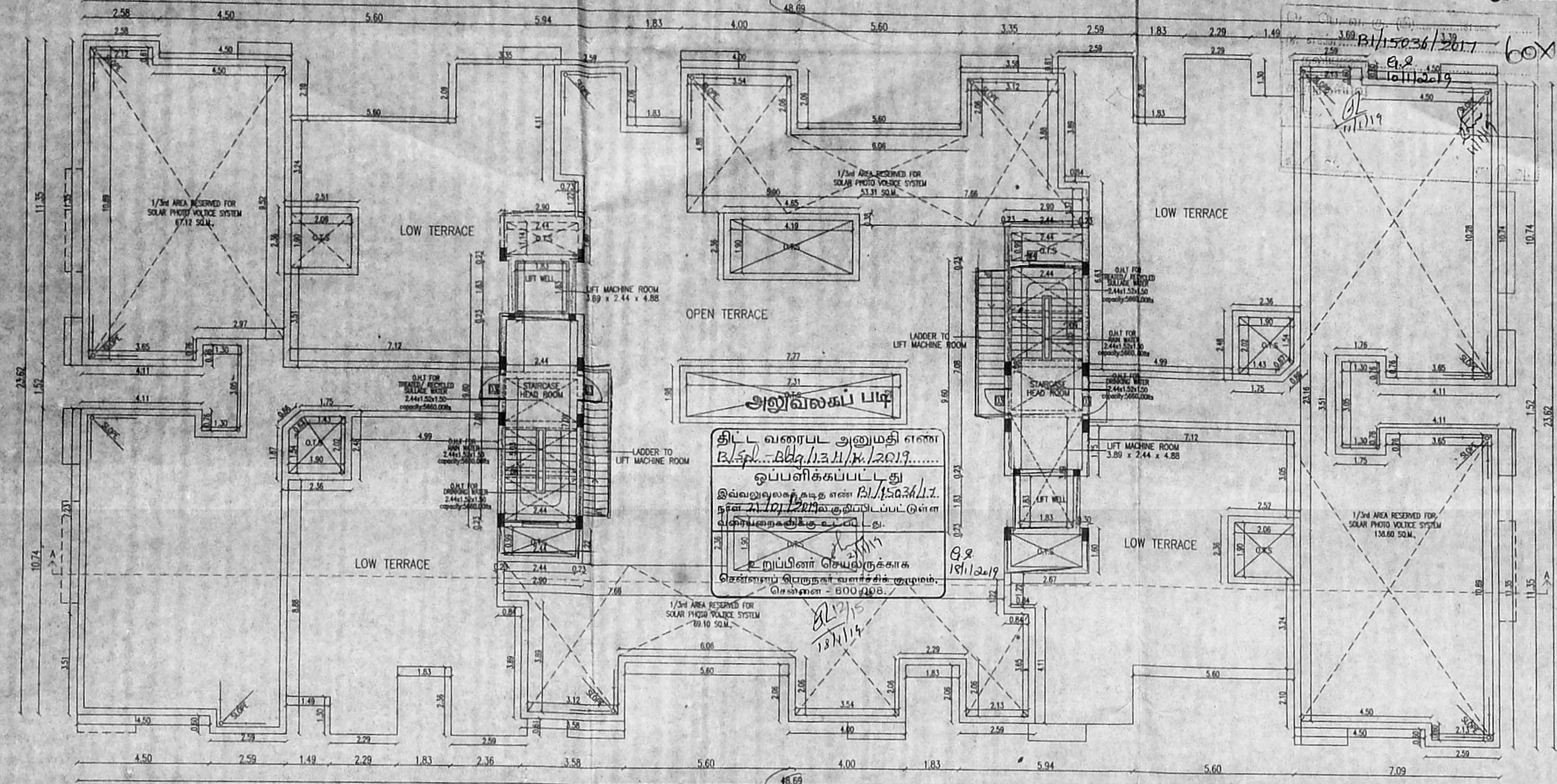
Corr Draw  
Sheet 2  
A-20  
B-30  
C-30  
D-2  
E-1  
F-1  
G-1  
H-1  
I-1  
J-1  
K-1  
L-1  
M-1  
N-1  
O-1  
P-1  
Q-1  
R-1  
S-1  
T-1  
U-1  
V-1  
W-1  
X-1  
Y-1  
Z-1

D/W  
3/12/24  
24  
28

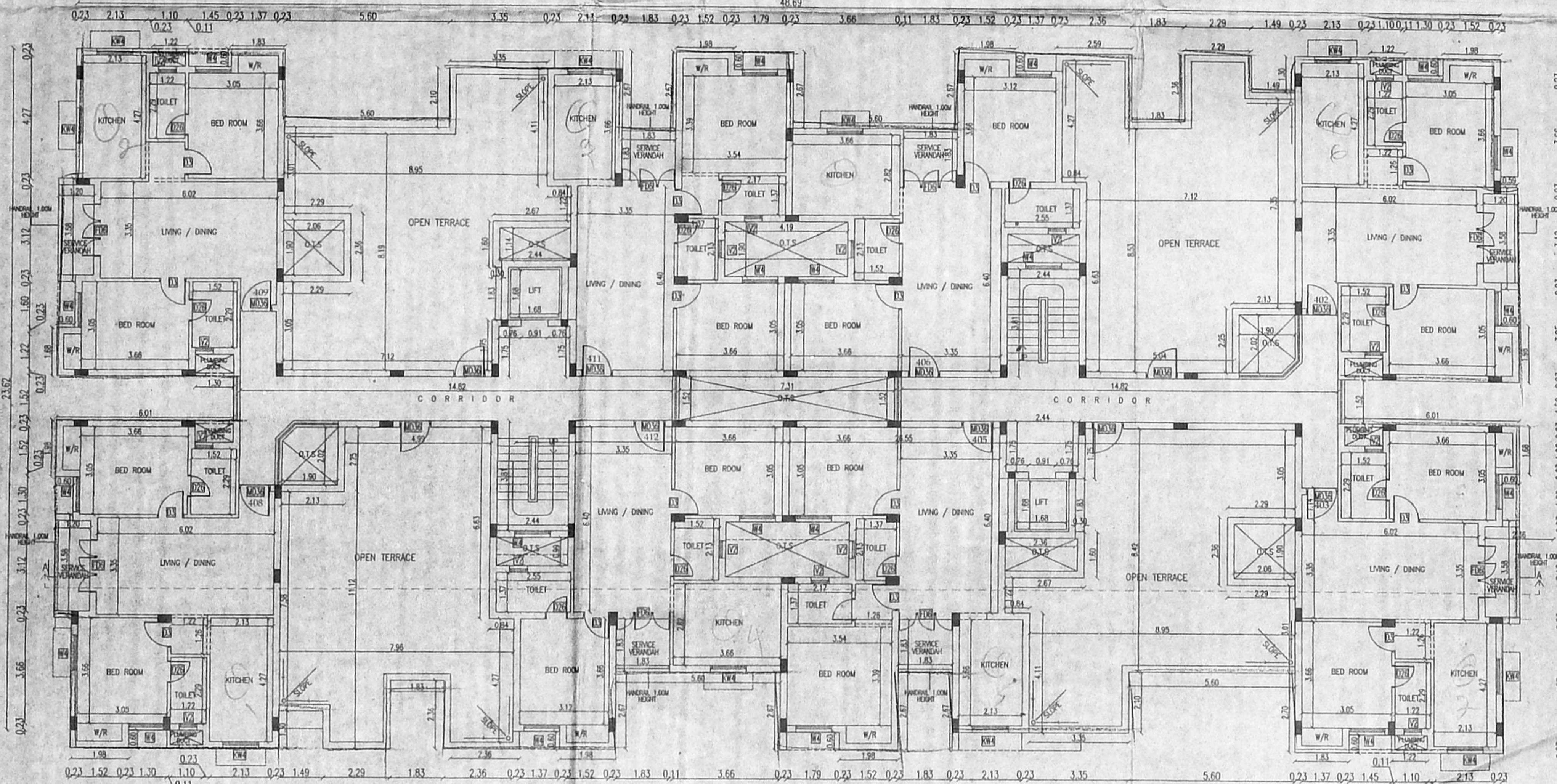




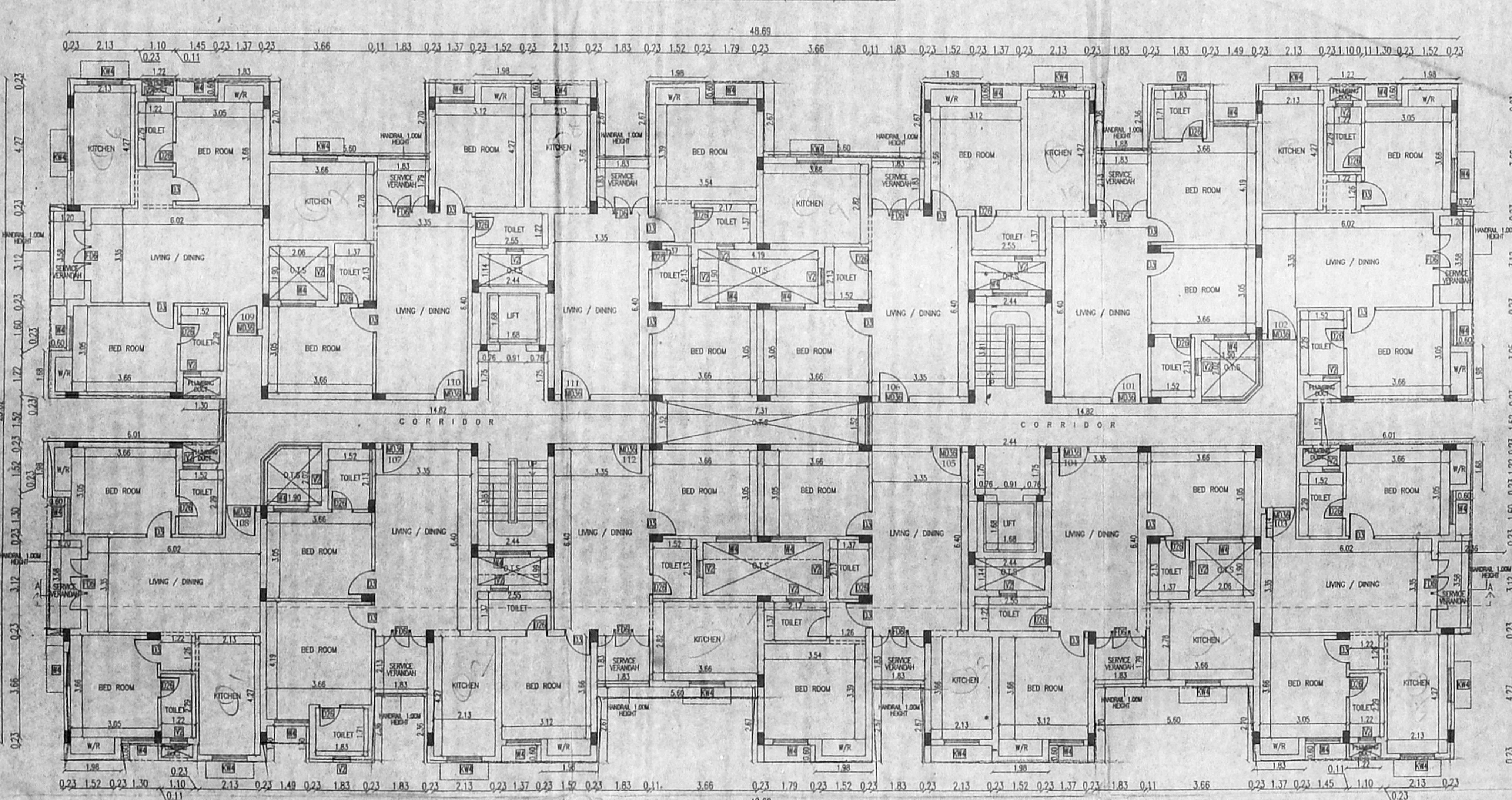




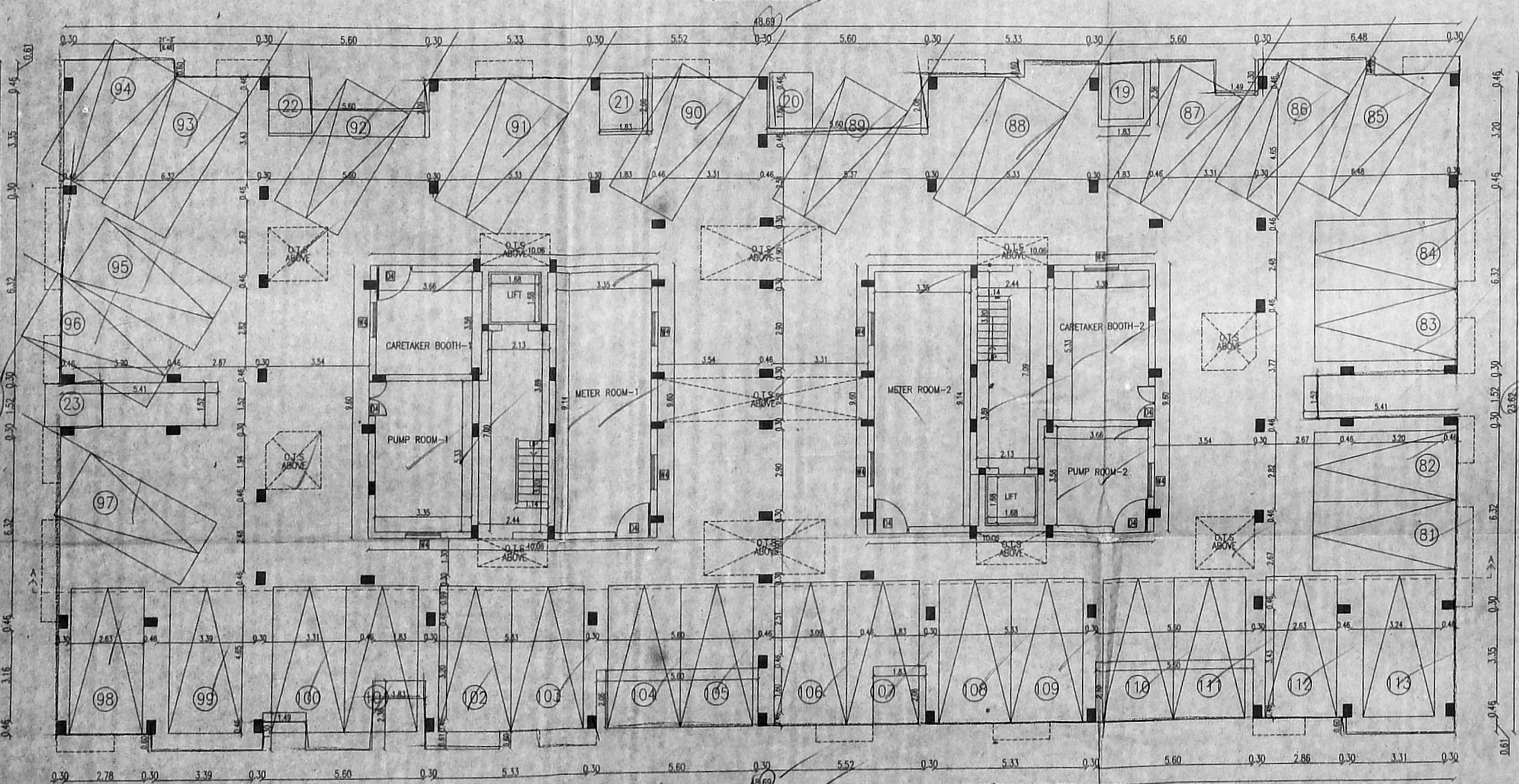
BLOCK-D  
TERRACE FLOOR PLAN



BLOCK-D  
FOURTH FLOOR (PART) PLAN



BLOCK-D  
TYPICAL FLOOR PLAN  
(1st to 3rd)




BLOCK-D  
STILT FLOOR PLAN

PLAN SHOWING THE PROPOSED  
 RESIDENTIAL BUILDING AT S.NO. 370/2B1B,  
 2B1C, 2B1D, 2B1E, 2B1F, 2B1G, 2B1H, 2B1I,  
 2B1J, 321/1A1A2, 1A1A3, 1A1A4, 1A1A5,  
 1A1A6, 1A1A7 OF SHOLINGANALLUR VILLAGE.  
 GREATER CHENNAI CORPORATION  
 DIVISION -197, ZONE 15.

SCHEDULE OF JOINERY			REFERENCE
TYPE	DESCRIPTION	SIZE	
MD36	MAIN DOOR	1.07 X 2.13	PROPOSED
D3	DOOR	0.91 X 2.13	ROAD
D4	DOOR	1.22 X 2.13	BOUNDARY
D26	DOOR	0.76 X 2.13	
W4	WINDOW	1.22 X 1.37	
KW4	KITCHEN WINDOW	1.22 X 0.91	
FD6	FRENCH DOOR	1.83 X 2.13	
V2	VENTILATOR	0.61 X 0.91	

SPECIFICATIONS	
R.C.C IN 1:12 FOR COLUMN FOOTING	
COLUMN AND PLINTH BEAM	
P.C.C IN 1:4:8 FOR FOUNDATION BASE AND FLOOR BASE	
MOSAIC FLOOR FINISHING	
SI SUPERSTRUCTURE BRICK WORK IN CM 1:6:9 THK	
R.C.C 1:1:2 FOR LINTEL, SUNSHADE ROOF SLAB BEAMS,	
CEILING PLASTERING IN CM 1:3 AND 1:3 FOR WALLS,	
C. WOOD DOORS AND WINDOWS	
2 COATS OF CEMENT PAINTING FOR WALLS AND CEILING,	
2 COATS OF ENAMEL PAINTING FOR WOOD WORK.	
PARAPET WALL IN B.W. 1:6:9 THK. 30 TH	
WEATHERING COURSE IN B.I. CONC. OVER ROOF SLAB	

OWNER(S)  
 LICENSED SURVEYER:  
 AR. N. JOTHI LAKSHMI  
 ARCHITECT AND INTERIOR DESIGNER  
 CA No. CA/2000-25655  
 No. 65, 12th Avenue,  
 Ashok Nagar, Chennai - 600 083.



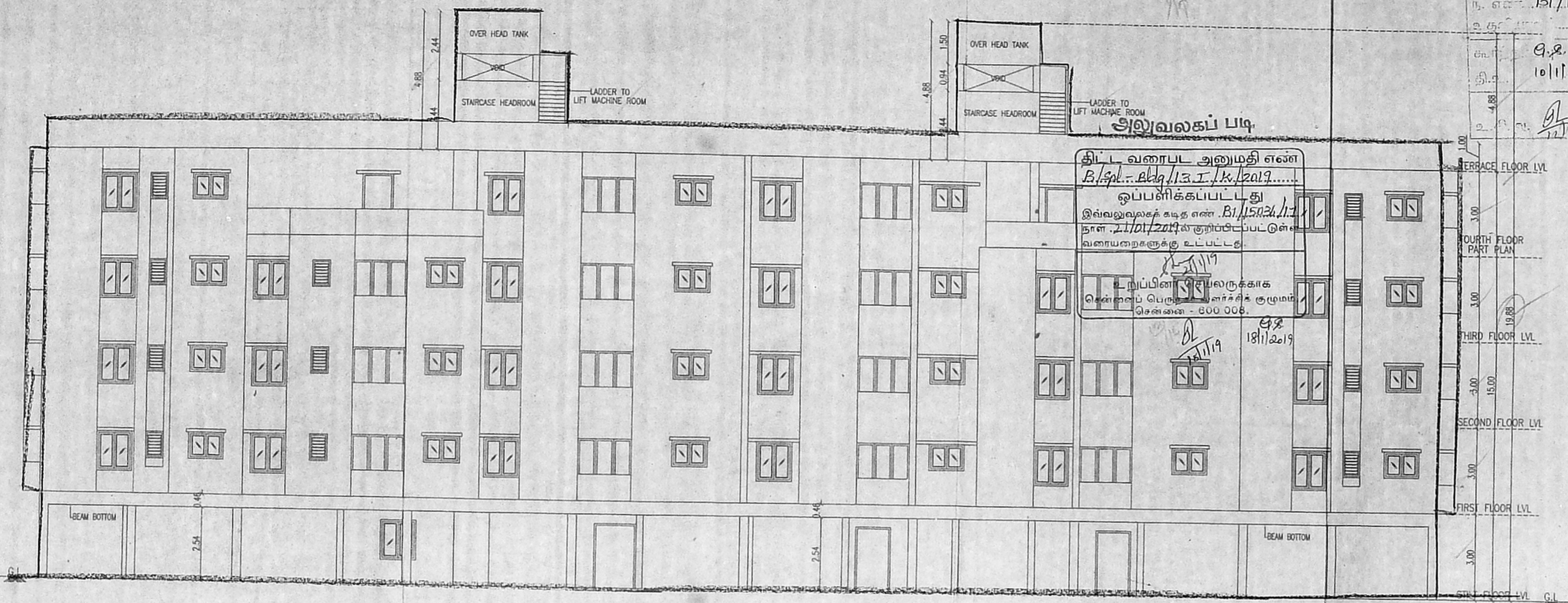


திருத்திய வரைபடம்...  
 நாள் 07/12/2018

அலுவலகப் படி  
 SHEET NO : 09/11

PLAN SHOWING THE PROPOSED  
 RESIDENTIAL BUILDING AT S.NO. 320/2B1B,  
 2B1C, 2B1D, 2B1E, 2B1F, 2B1G, 2B1H, 2B1I,  
 2B1J, 321/1A1A2, 1A1A3, 1A1A4, 1A1A5,  
 1A1A6, 1A1A7 OF SHOLINGANALLUR  
 VILLAGE.  
 GREATER CHENNAI CORPORATION  
 DIVISION -197, ZONE 15.

பெ. எண். பி.1/15036/2017  
 திகதி 09.12.2019  
 10/11/2019



SCHEDULE OF JOINERY

TYPE	DESCRIPTION	SIZE
MD36	MAIN DOOR	1.07 X 2.13
D3	DOOR	0.91 X 2.13
D4	DOOR	1.22 X 2.13
D26	DOOR	0.76 X 2.13
W26	WINDOW	0.76 X 1.37
W4	WINDOW	1.22 X 1.37
KW4	KITCHEN WINDOW	1.22 X 0.91
FD6	FRENCH DOOR	1.83 X 2.13
V2	VENTILATOR	0.61 X 0.91

SPECIFICATIONS  
 R.C.C IN 1:1:2 FOR COLUMN FOOTING  
 COLUMN AND PLINTH BEAM.  
 P.C.C IN 1:4:8 FOR FOUNDATION BASE AND  
 FLOOR BASE  
 MOSAIC FLOOR FINISHING  
 SUPERSTRUCTURE BRICK WORK IN CM 1:6:9" THK.  
 R.C.C 1:1:2 FOR LINTEL SUNSHADE ROOF SLAB BEAMS.  
 CEILING PLASTERING IN CM 1:3 AND 1:5 FOR WALLS.  
 C. WOOD DOORS AND WINDOWS.  
 2 COATS OF CEMENT PAINTING FOR WALLS AND CEILING.  
 2 COATS OF ENAMEL PAINTING FOR WOOD WORK.  
 PARAPET WALL IN B.W. 1:6:9" THK. 3'0" HT.  
 WEATHERING COURSE IN B.I. CONC. OVER ROOF SLAB

REFERENCE

PROPOSED	
ROAD	
BOUNDARY	

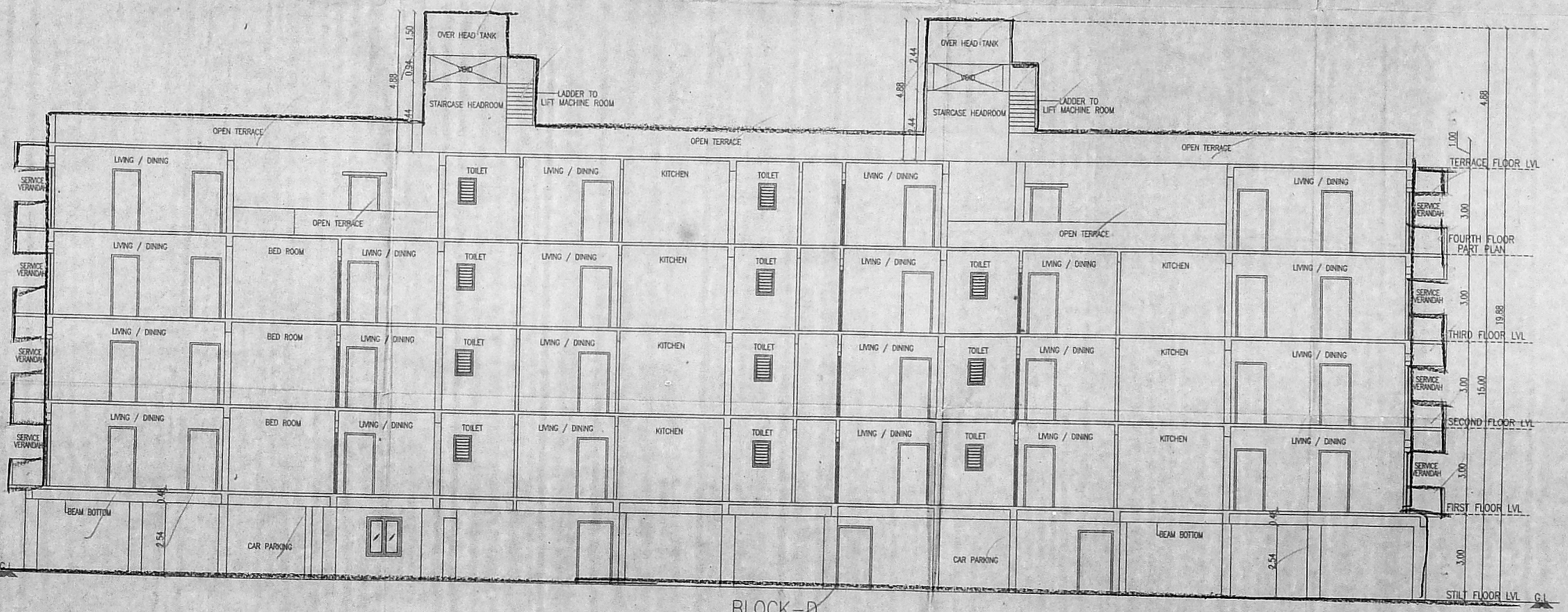
REFERENCE NORTH POINT

1 : 100	
1" = 8'0"	

OWNER(S):

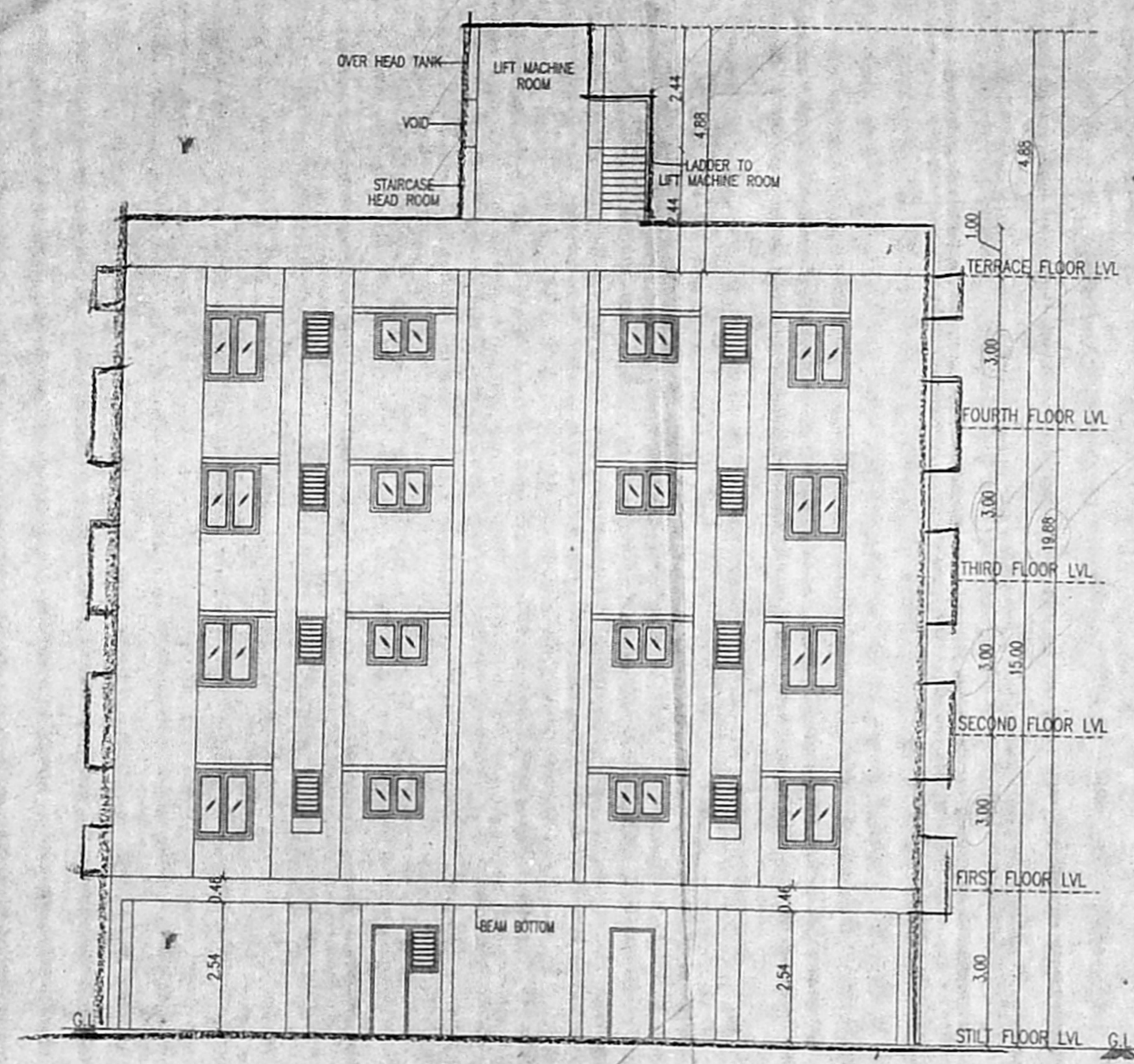
LICENSED SURVEYER:

AR. N. JOTHI LAKSHMI  
 ARCHITECT AND INTERIOR DESIGNER  
 CA. No.: CA/2000-25855  
 No. 65, 12th Avenue,  
 Ashok Nagar, Chennai - 600 083.

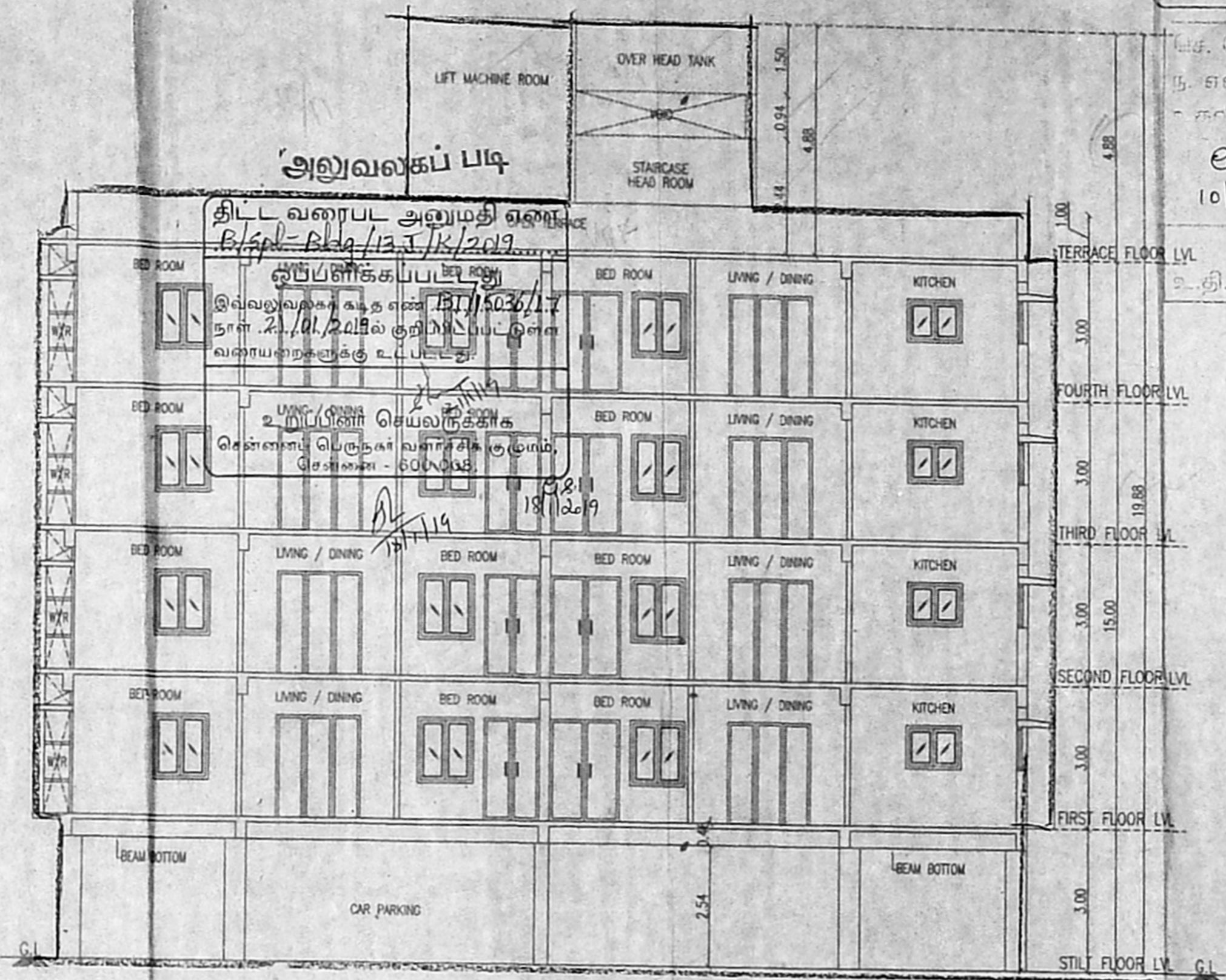


BLOCK-D  
 SECTION - AA

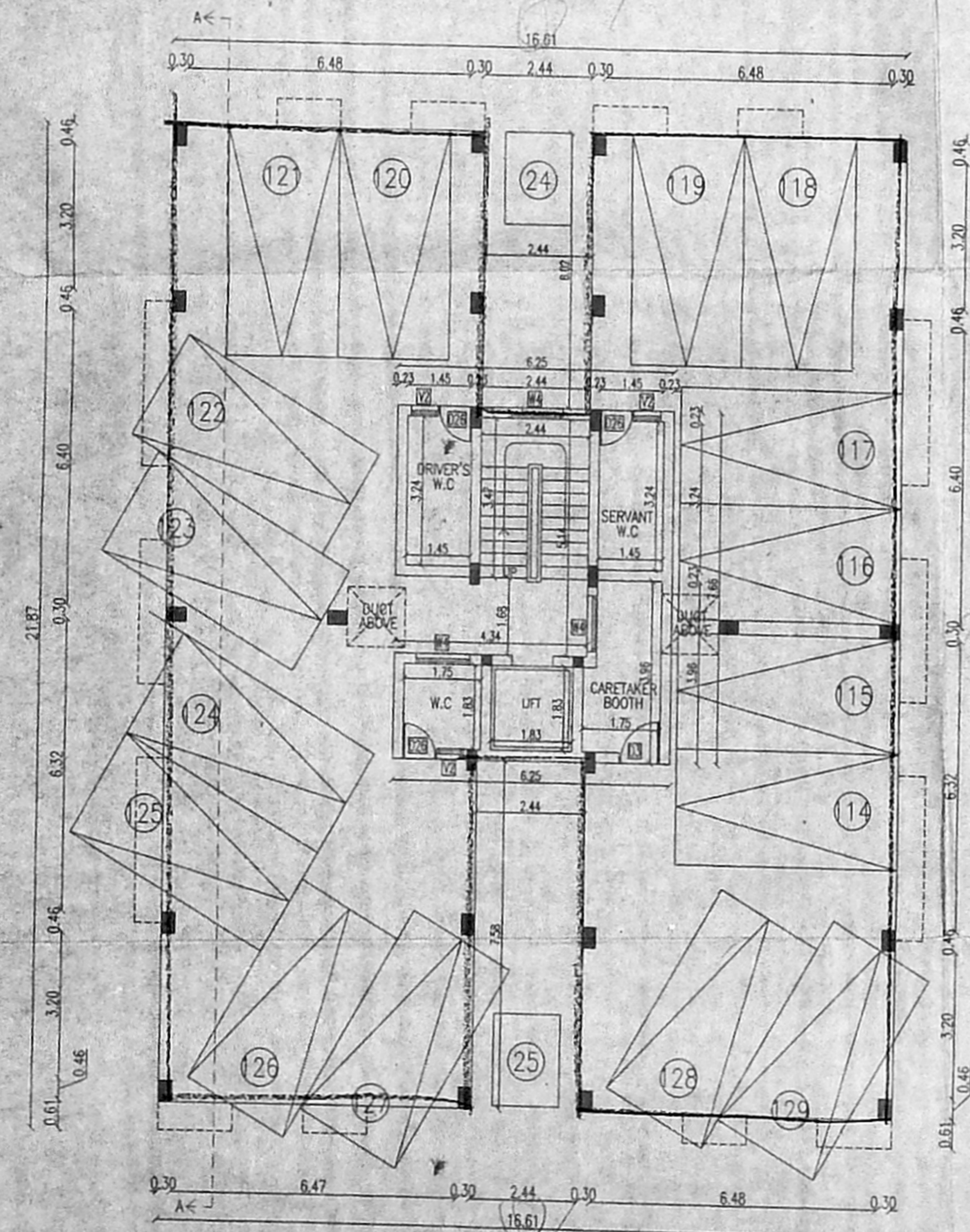




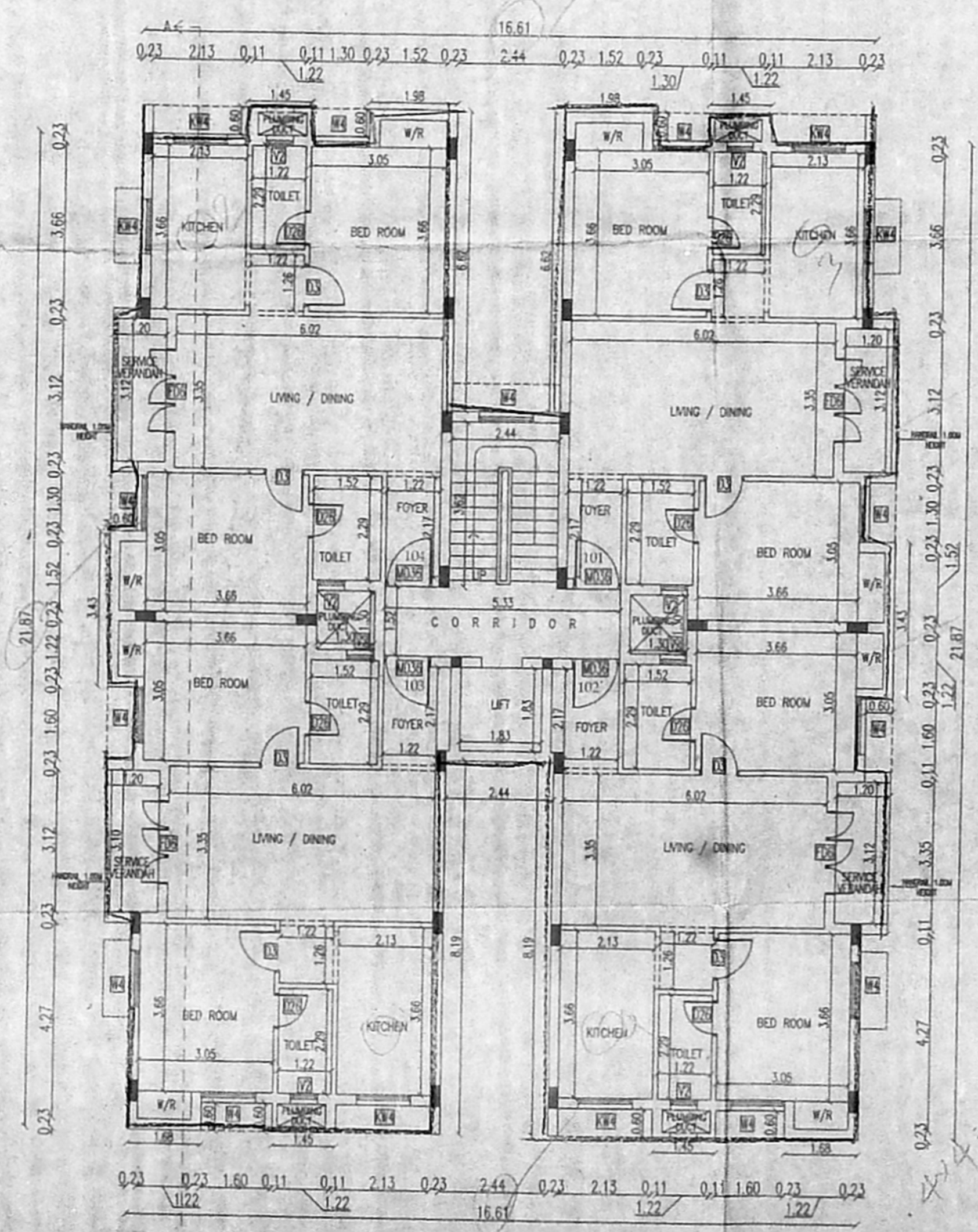
BLOCK-E  
SOUTH SIDE ELEVATION



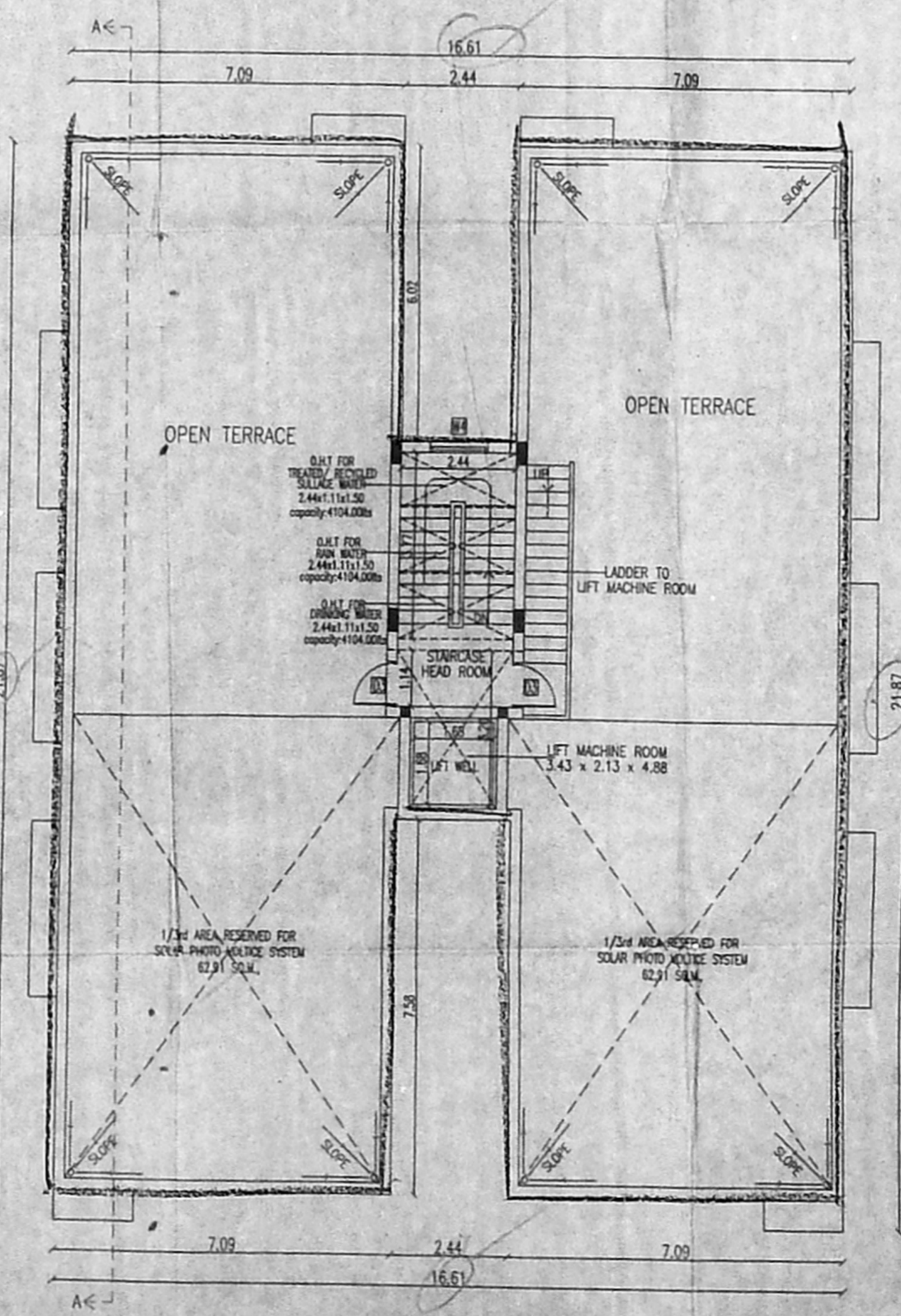
BLOCK-E  
SECTION - AA



BLOCK-E  
STILT FLOOR PLAN



BLOCK-E  
TYPICAL FLOOR PLAN  
(1st to 4th)



BLOCK-E  
TERRACE FLOOR PLAN

பி.என். ஜி.லக்ஷ்மி  
No. 85, 12th Avenue,  
Ashok Nagar - 600 083.  
07/12/2018

PLAN SHOWING THE PROPOSED  
RESIDENTIAL BUILDING AT S.NO. 320/2B1B,  
2B1C, 2B1D, 2B1E, 2B1F, 2B1G, 2B1H, 2B1I,  
2B1J, 321/1A1A2, 1A1A3, 1A1A4, 1A1A5,  
1A1A6, 1A1A7 OF SHOLINGANALLUR  
VILLAGE. 81X6  
GREATER CHENNAI CORPORATION  
DIVISION -197, ZONE 15.

SCHEDULE OF JOINERY		
TYPE	DESCRIPTION	SIZE
MD36	MAIN DOOR	1.07 X 2.13
D3	DOOR	0.91 X 2.13
D4	DOOR	1.22 X 2.13
D26	DOOR	0.76 X 2.13
W4	WINDOW	1.22 X 1.37
KW4	KITCHEN WINDOW	1.22 X 0.91
SW4	STAIRCASE WINDOW	1.22 X 1.37
FD6	FRENCH DOOR	1.83 X 2.13
FD4	FRENCH DOOR	1.22 X 2.13
V2	VENTILATOR	0.61 X 0.91

**SPECIFICATIONS**  
R.C.C IN 1:1:2 FOR COLUMN FOOTING  
COLUMN AND PLINTH BEAM.  
R.C.C IN 1:1:3 FOR FOUNDATION BASE AND  
FLOOR BASE  
MOSAIC FLOOR FINISHING  
SUPERSTRUCTURE BRICK WORK IN CM 1:6:9 THK.  
R.C.C 1:1:2 FOR LINTEL SUNSHADE ROOF SLAB BEAMS.  
CEILING PLASTERING IN CM 1:3 AND 1:5 FOR WALLS.  
C. WOOD DOORS AND WINDOWS.  
2 COATS OF CEMENT PAINTING FOR WALLS AND CEILING.  
2 COATS OF ENAMEL PAINTING FOR WOOD WORK.  
PARAPET WALL IN B.W. 1:6:9 THK. 3'0" HT.  
WEATHERING COURSE IN BUL CONC. OVER ROOF SLAB

**REFERENCE**

PROPOSED	
ROAD	
BOUNDARY	

**REFERENCE**      **NORTH POINT**

1 : 100  
1" = 8'0"

**OWNER(S):**

**LICENSED SURVEYER:**

AR. N. JOTHI LAKSHMI  
ARCHITECT AND INTERIOR DESIGNER  
CA. No. CA/2000-25855  
No. 85, 12th Avenue,  
Ashok Nagar, Chennai - 600 083.



செ. பெ. வ. கு. பி. எண். B.1/15036/2017  
தலையாளர்  
சு.ந.குமார்  
சி.எ. 1011/2019  
ச.சி.அ. 11119

SHEET NO : 11/11

PLAN SHOWING THE PROPOSED RESIDENTIAL BUILDING AT S.NO. 320/2 2B1C, 2B1D, 2B1E, 2B1F, 2B1G, 2B1H, 2B1I, 321/A1A2, 1A1A5, 1A1A4, 1A1A5, 1A1A6, 1A1A7 OF SHOLINGALLUR VILLAGE. 100X63  
GREATER CHENNAI CORPORATION DIVISION -197, ZONE 15.

SCHEDULE OF JOINERY

TYPE	DESCRIPTION	SIZE
MD36	MAIN DOOR	1.07 X 2.1
D3	DOOR	0.91 X 2.1
D4	DOOR	1.22 X 2.1
D26	DOOR	0.76 X 2.1
W4	WINDOW	1.22 X 1.3
KW4	KITCHEN WINDOW	1.22 X 0.9
SW4	STAIRCASE WINDOW	1.22 X 1.3
FD4	FRENCH DOOR	1.22 X 2.1
V2	VENTILATOR	0.61 X 0.9

SPECIFICATIONS

R.C.C IN 1:1:2 FOR COLUMN FOOTING  
COLUMN AND PLINTH BEAM.  
P.C.C IN 1:4:8 FOR FOUNDATION BASE AND FLOOR BASE.  
MOSAIC FLOOR FINISHING  
SUPERSTRUCTURE BRICK WORK IN CM 1:3:9 THK.  
R.C.C 1:1:2 FOR LINTEL SUNSHADE ROOF SLAB BEAMS  
CEILING PLASTERING IN CM 1:3 AND 1:5 FOR WALLS.  
C. WOOD DOORS AND WINDOWS.  
2 COATS OF CEMENT PAINTING FOR WALLS AND CEILING.  
2 COATS OF ENAMEL PAINTING FOR WOOD WORK.  
PARAPET WALL IN B.W. 1:6:9 THK. 3'0" HT.  
WEATHERING COURSE IN R.H.L CONC. OVER ROOF SLAB.

REFERENCE

PROPOSED

ROAD

BOUNDARY

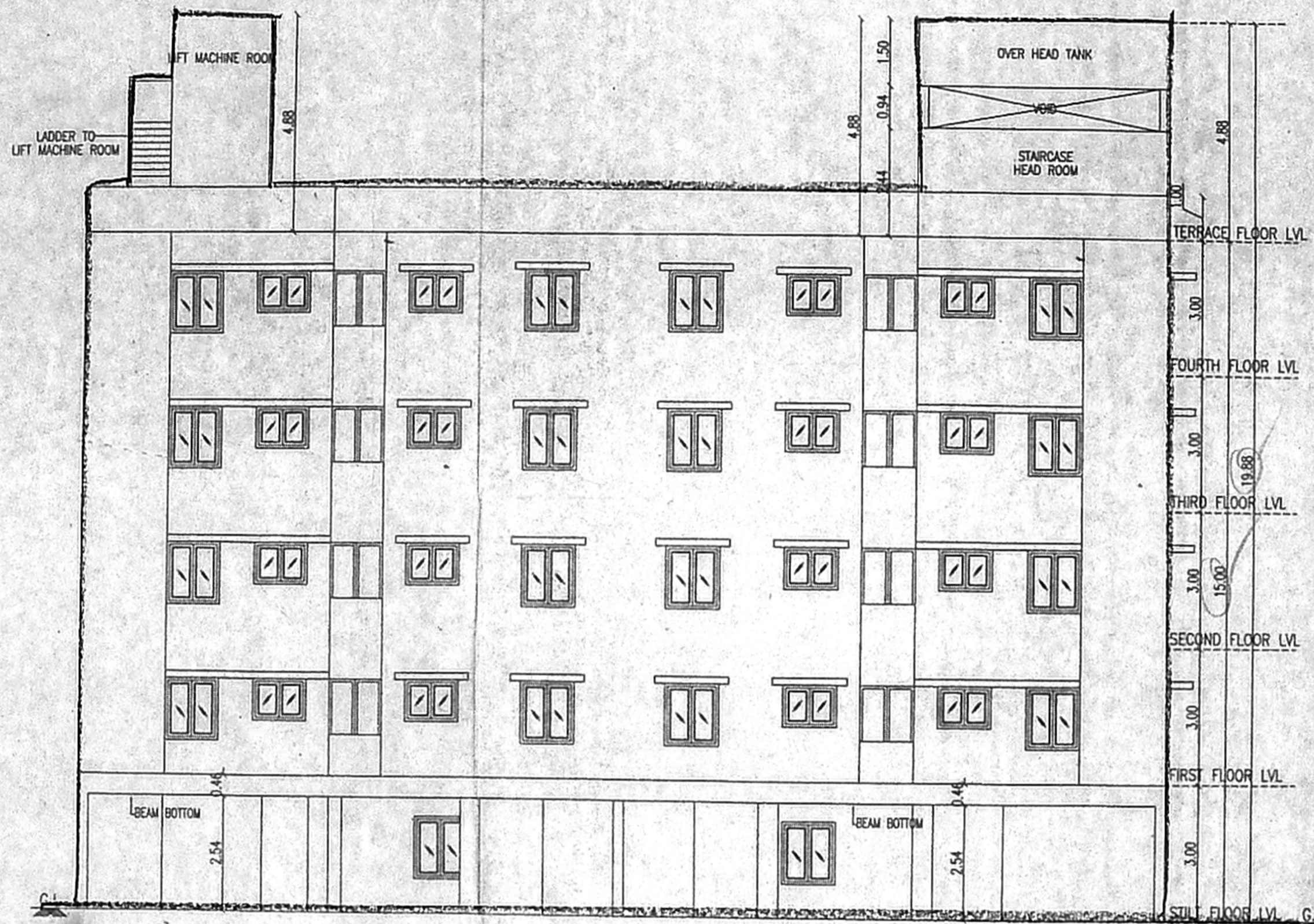
REFERENCE NORTH POINT

1 : 100  
1" = 8'0"

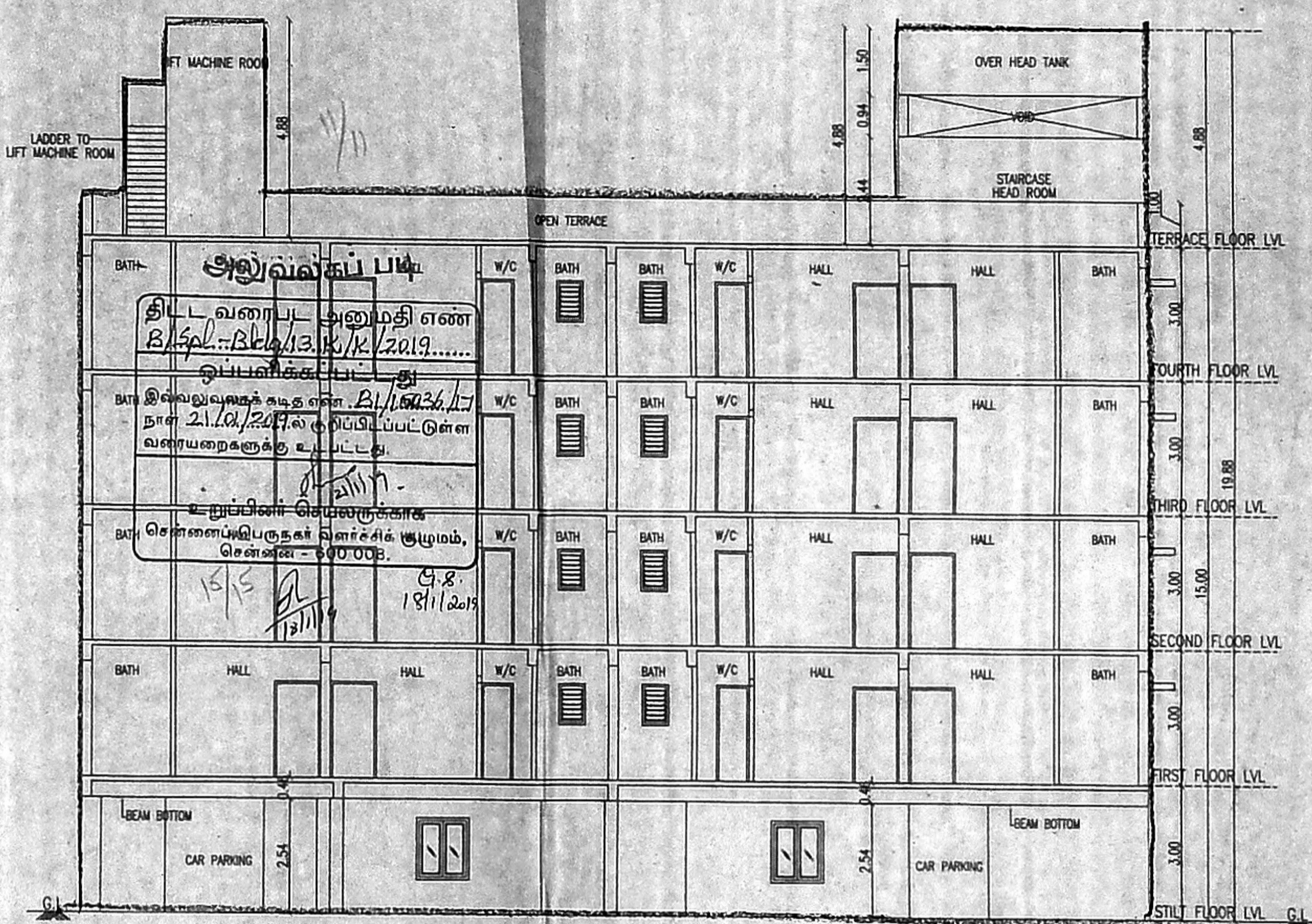
OWNER(S):

LICENSED SURVEYER:

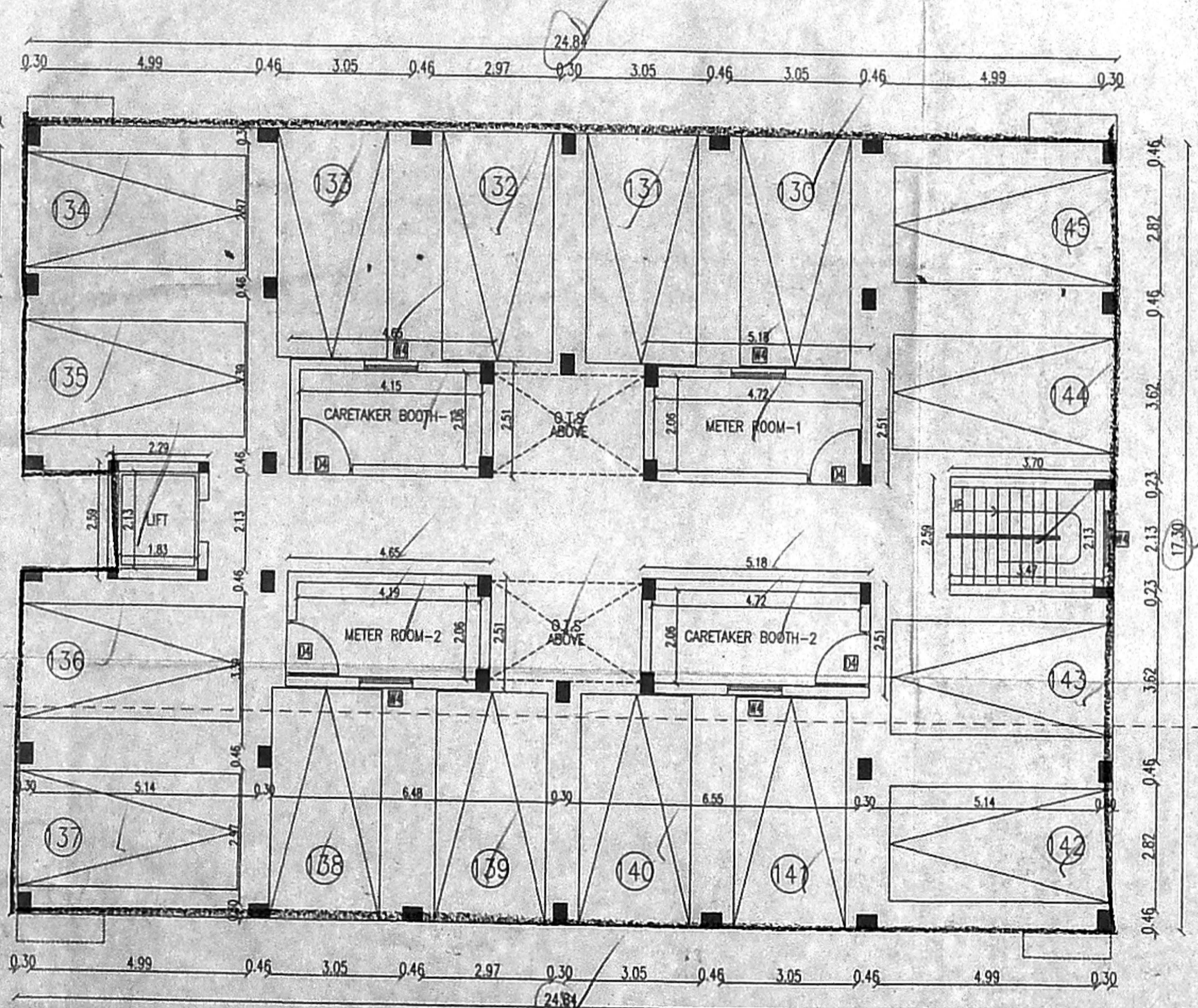
AR. N. JOTHI LAKSHMI  
ARCHITECT AND INTERIOR DESIGNER  
CA. No.: CA2000-25855  
No. 85, 12th Avenue,  
Ashok Nagar, Chennai - 600 083.



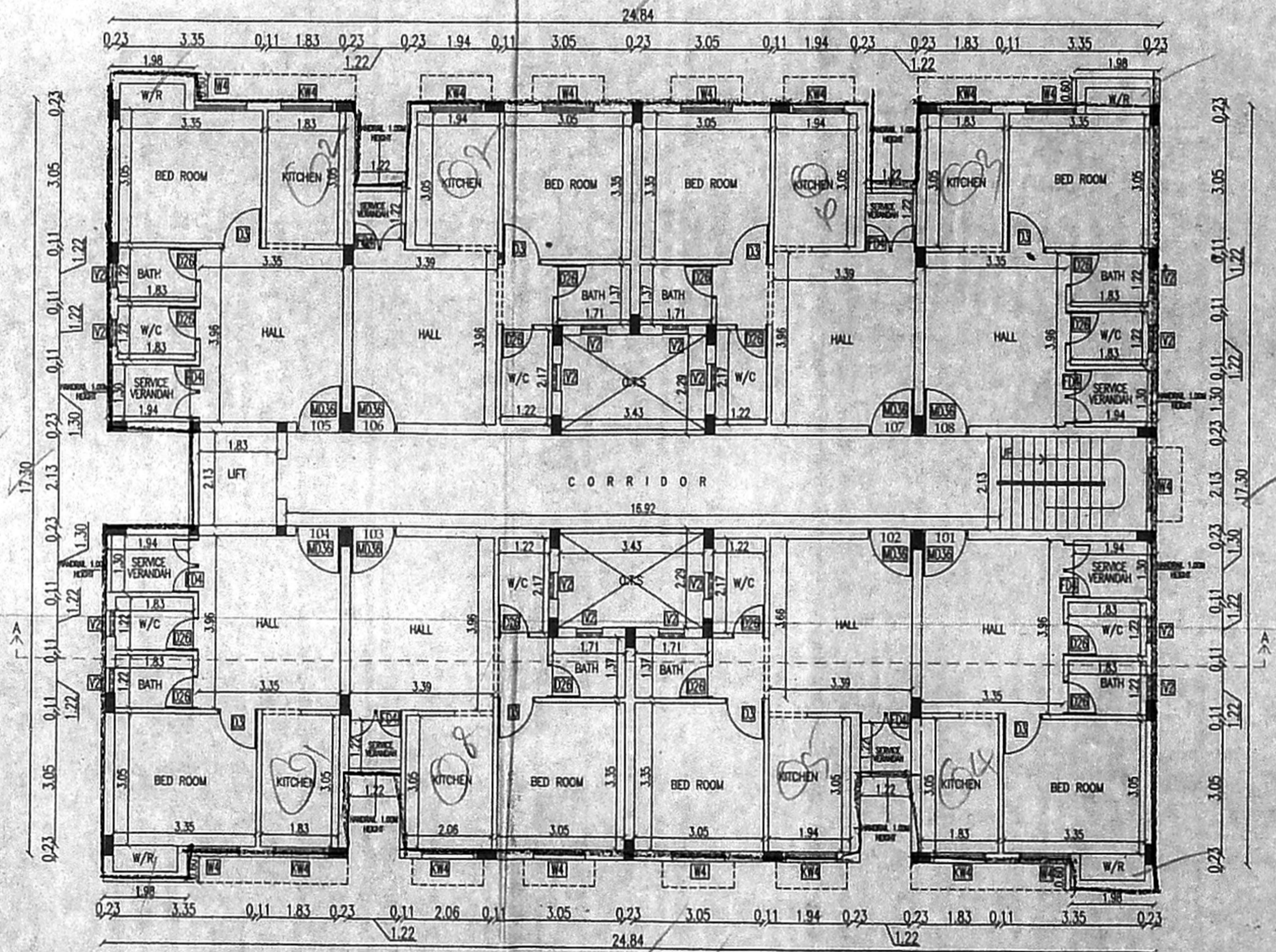
BLOCK-F  
(10% LIG BLOCK)  
SOUTH SIDE ELEVATION



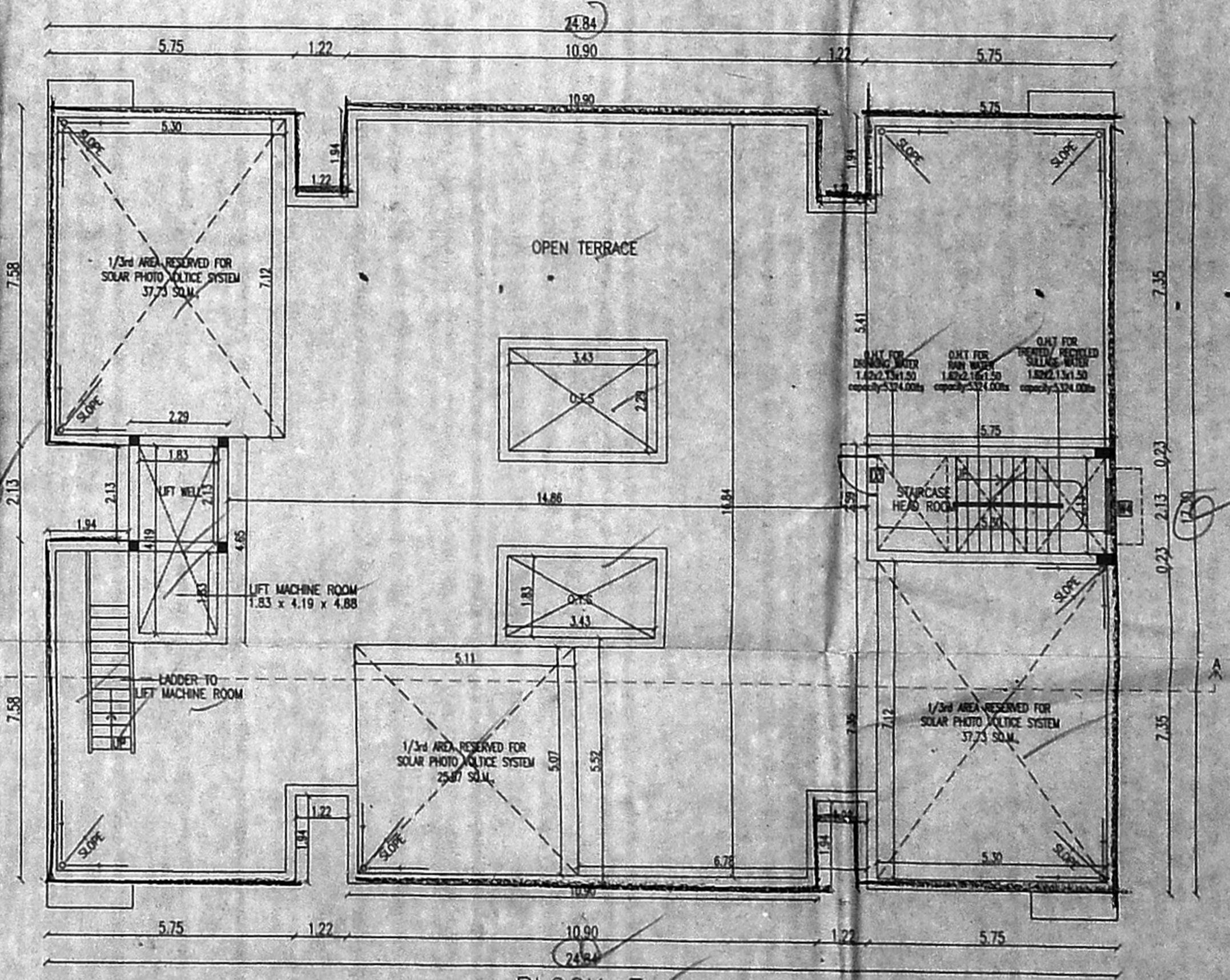
BLOCK-F  
(10% LIG BLOCK)  
SECTION - AA



BLOCK-F  
(10% LIG BLOCK)  
STILT FLOOR PLAN



BLOCK-F  
(10% LIG BLOCK)  
TYPICAL FLOOR PLAN  
(1st to 4th)



BLOCK-F  
(10% LIG BLOCK)  
TERRACE FLOOR PLAN